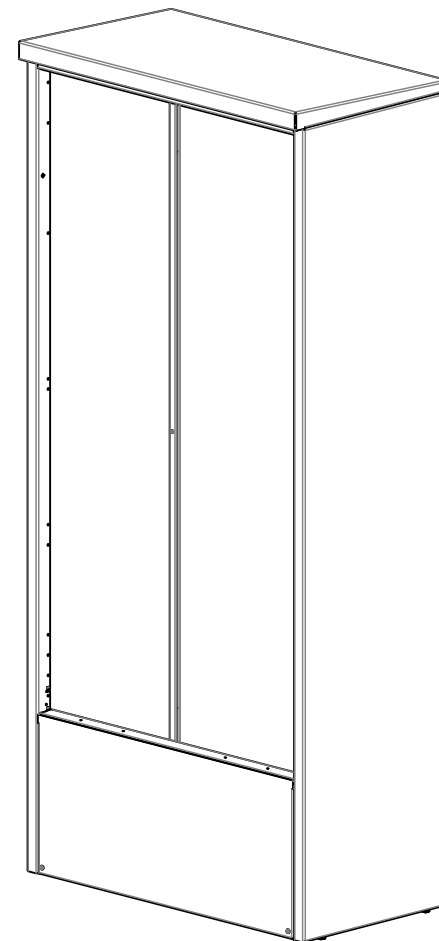
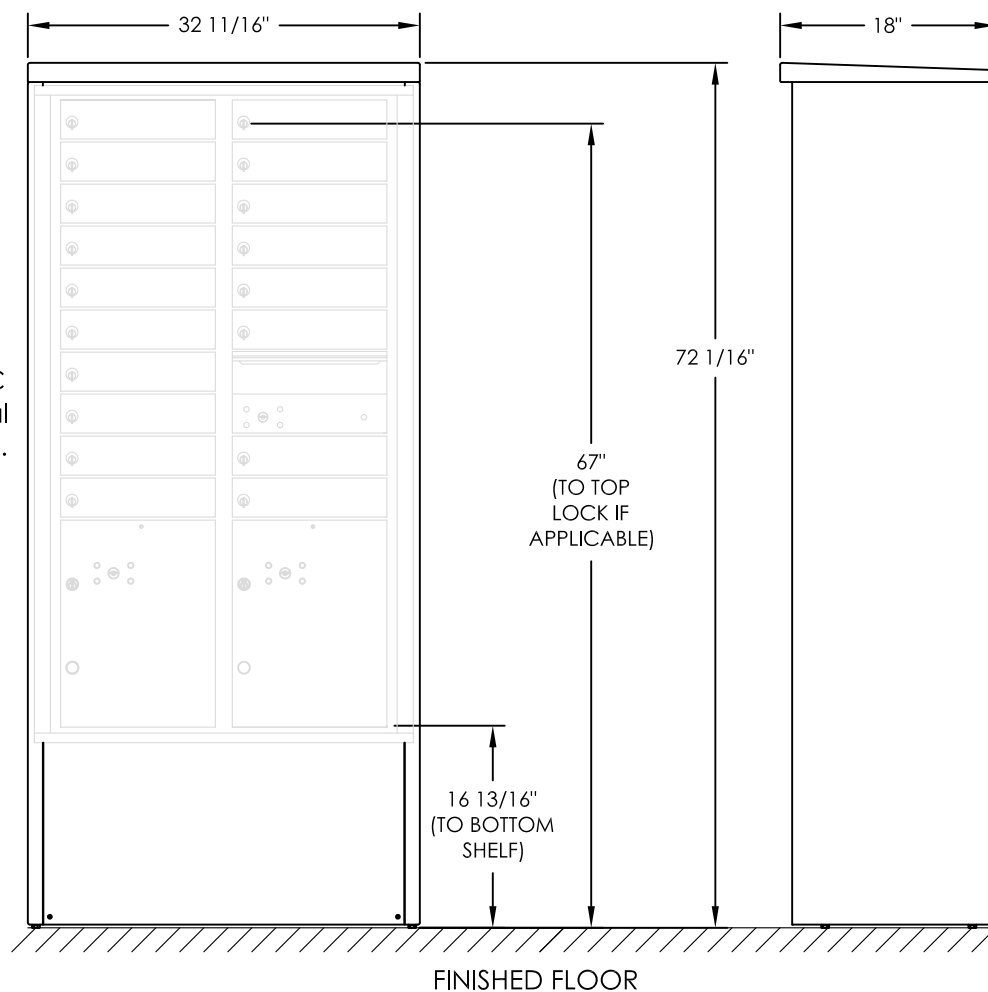


# versatile™ 4C Depot, DEP15D

Shown with 4C  
for dimensional  
reference only.



## NOTES:

1. Depot cabinet design ensures compliance with USPS STD-4C mailbox installation regulations.
2. Accommodates all 4C front-loading double-column 15-High modules.
3. Depot cabinet assembled complete in factory.
4. Depot ships complete with 4C front-loading module installed.
5. May be installed outside or inside - see foundation specification details in installation manual.

PRODUCT SERIES:

VERSATILE™ 4C DEPOT

MODEL DEP15D

REV -

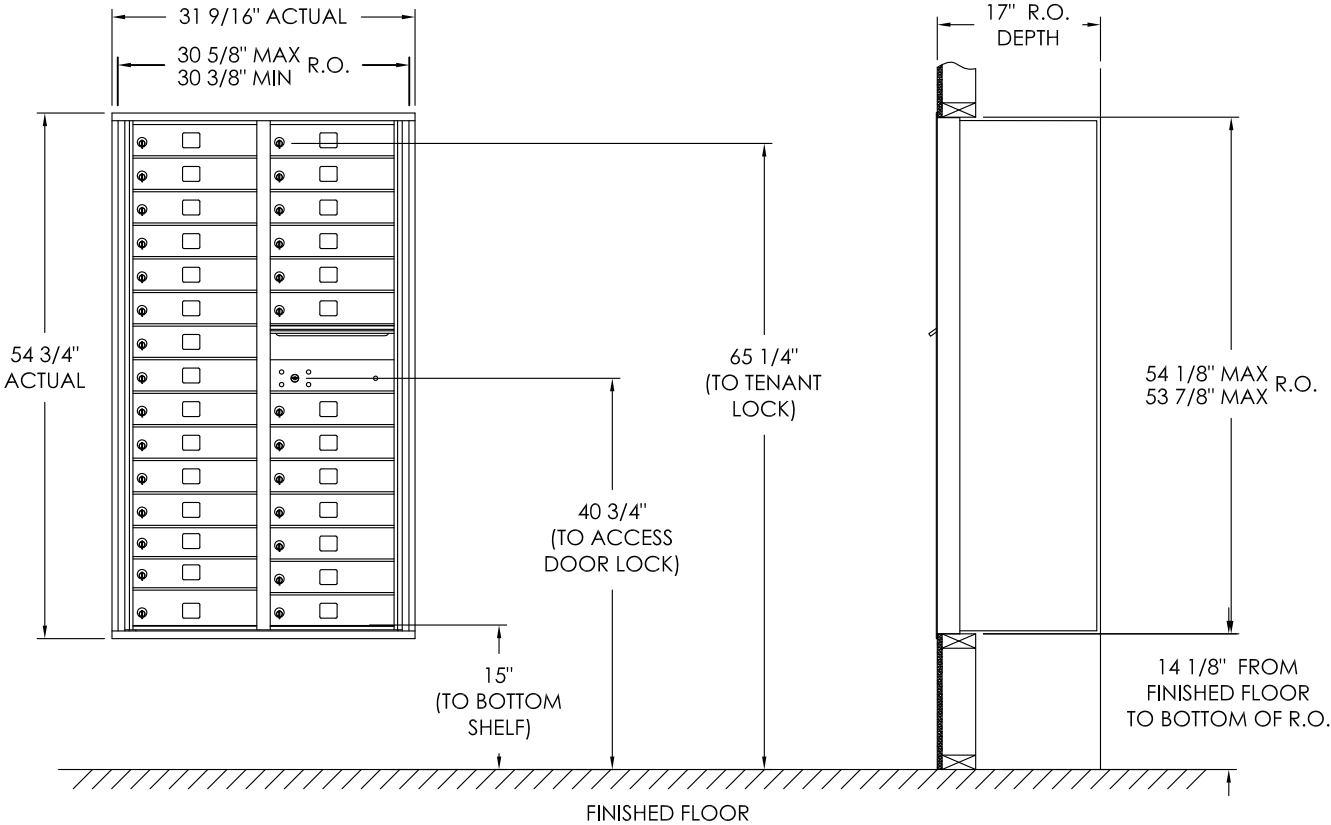
SCALE 1:16

LAST REV DATE 10/6/2020

DRAWING NUMBER  
DEP15DCS

DRAWN BY  
NBC

versatile™ 4C Mailbox, 4C15D-28



COMPARTMENT CHART

| DESCRIPTION   | COMPARTMENT | COMPARTMENT SIZE         | QTY. |
|---------------|-------------|--------------------------|------|
| MAILBOX       | MB1         | 3" H x 12" W x 15" D     | 28   |
| OUTGOING MAIL | OM2         | 6-1/2" H x 12" W x 15" D | 1    |

- Notes:
1. This module does NOT meet USPS STD-4C installation specification requirements because there are customer compartments (interior bottom shelf) positioned less than 28" AFF.
  2. This 4C mailbox can be used for private applications.
  3. The rough opening width for multi-unit 4C installations is provided using the Florence configurator: [www.florencemailboxes.com/configurator](http://www.florencemailboxes.com/configurator).

PRODUCT SERIES: VERSATILE™ 4C FRONT LOAD MAILBOX

|                |            |               |          |
|----------------|------------|---------------|----------|
| MODEL          | 4C15D-28   | REV           | E        |
| SCALE          | NONE       | LAST REV DATE | 07/08/19 |
| DRAWING NUMBER | 4C15D-28CS | DRAWN BY      | RAK      |