

MAILBOXES AND ACCESSORIES

MANUFACTURED BY:

**SPECIAL
LITE** PRODUCTS LLC.



DELIVERING QUALITY EVERY DAY

1-800-365-0511 • WWW.SPECIALLITEPRODUCTS.COM

Welcome

Thank you for choosing Special Lite Products.

Special Lite Products is a family owned company founded in 1968 as a manufacturer of quality cast aluminum outdoor lighting. Since that time, we have expanded our vision into the manufacturing of mailboxes, mailbox posts, address markers, street and traffic signs and posts.

The success of Special Lite Products is a direct result of our dedicated staff, our loyal customers, and our commitment to providing unique, quality products at an affordable price.

Our mission:

- Yoffer new and innovative products*
- Ymaintain a high level of quality*
- Yoffer reasonable prices*
- Yprovide superior customer service*

We are very excited to offer to you our latest catalog. This catalog will showcase our broad range of products including Families of mailboxes, outdoor lighting fixtures, and address markers that match or complement each other to create a unified landscape for a home. We also have provided a Visual Guide for our curbside mailboxes to aid in the selection of just the right combination of mailbox and post.


Whether you sell one item at a time or entire packages to Master Planned Communities, this catalog, along with our products, is certain to be an asset to you and your business.

Special Lite Products- Delivering Quality Every Day



Special Lite's mailboxes have quality you can see.

Special Lite Products' cast aluminum mailboxes have several outstanding features that are obvious when handling one of our products. The extra thick walls and solid construction are the first things you will notice. The rust proof hinge and magnetic catch that secures the door comes to your attention next. As you handle it, the attention to detail becomes apparent in the deeply cut, embossed designs and hand applied antique finishes. Then there are the things you can't see: rust proof construction and a maintenance free Powder Coated finish. All of these features add up to a mailbox that will out last and out perform any other mailbox available.



Berkshire Mailbox

The Berkshire Mailbox presents an impressive face. The one piece cast aluminum door features deeply cut details with a rich, leather grain textured panel. The stainless steel spring hinge and magnetic catch will keep the door secure and the rust proof cast aluminum body creates a weather resistant mailbox.



SCB-1015
Height 10"
Depth 19 3/4"
Width 9"
Shown in Black (BL)

© Special Lite Products LLC.



SCB-2015-FN
Berkshire Mailbox
with Newspaper Tube

Height 15"
Depth 19 3/4"
Width 9"
Shown in Copper (CP) with
FN option.

The SCB-2015 with Newspaper Tube is available with any of the Address options shown on page 7.



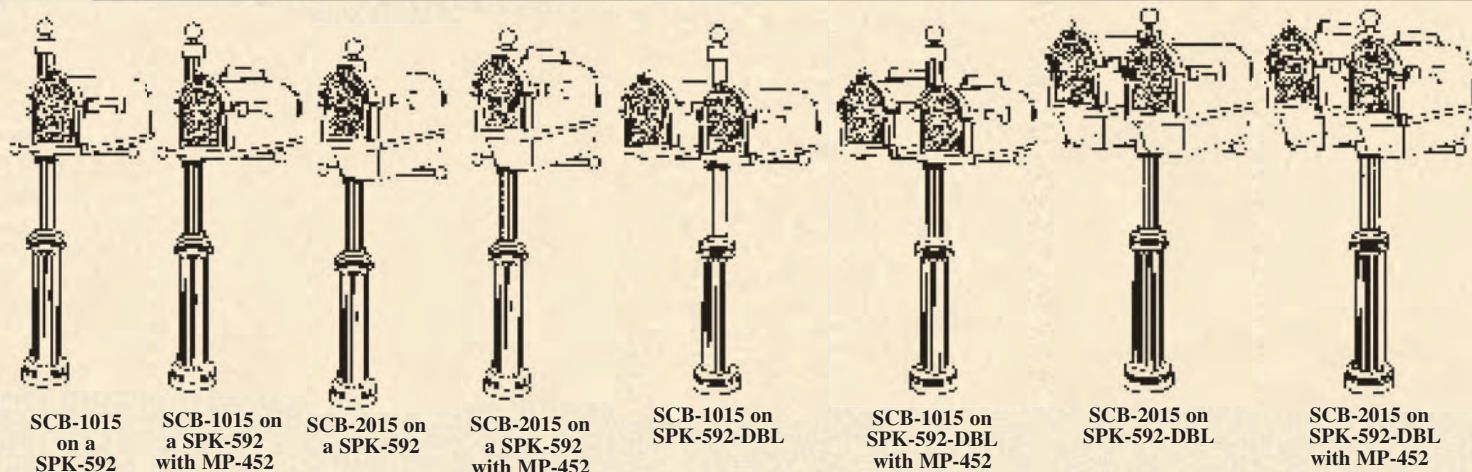
Locking
Insert
available
on page 38

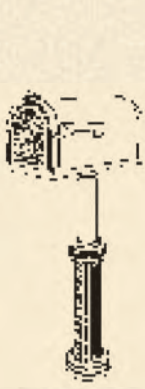
Accessorize your home...

Enhance the appearance of your home with our Sonoma Series of outdoor lighting fixtures. The straight sides and curved accents of this series makes it excellent match for the Berkshire mailbox. Contact us for a lighting catalog today.



Visual Guide





SCB-1015 on SPK-590 Post center mounted



SCB-1015 on SPK-590 Post with MP-452 mounted forward



SCB-2015 on SPK-590 Post center mounted



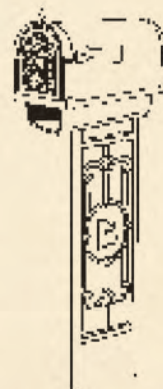
SCB-2015 on SPK-590 Post with MP-452 mounted forward



SCB-1015 on SMP-550 Post center mounted



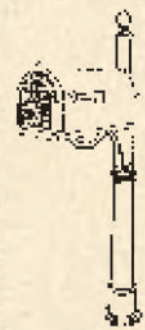
SCB-1015 on SMP-550 Post with MP-452 center mounted



SCB-2015 on SMP-550 Post center mounted



SCB-2015 on SMP-550 Post with MP-452 mounted forward



SCB-1015 on SPK-600 post



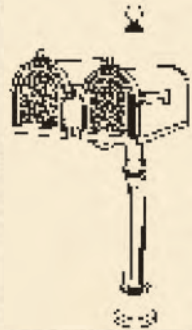
SCB-1015 on SPK-600 post with MP-452



SCB-2015 on SPK-600 post



SCB-2015 on SPK-600 post with MP-452



SCB-1015 on SPK-600-DBL post



SCB-1015 on SPK-600-DBL post with MP-452



SCB-2015 on SPK-600-DBL post



SCB-2015 on SPK-600-DBL post with MP-452



SCB-1015 on SPK-651 Post



SCB-1015 on SPK-651 Post with MP-452



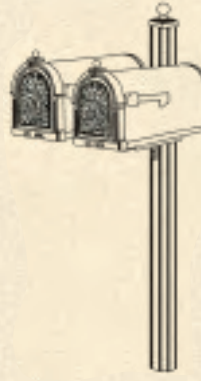
SCB-2015 on SPK-651 Post



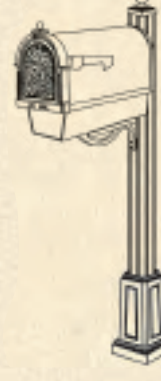
SCB-2015 on SPK-651 Post with MP-452




SCB-1015 on SPK-700 Post



SCB-1015 on SPK-700-DBL



SCB-2015 on SPK-700 Post with WRB-3



SCB-2015 on SPK-700-DBL with WRB-3



SCB-1015 on 450 Post center mounted



SCB-1015 on 450 Post with MP-452 mounted forward



SCB-2015 on 450 Post center mounted



SCB-2015 on 450 Post with MP-452 mounted forward



SCB-1015 on SPK-591 Post center mounted



SCB-1015 on SPK-591 Post with MP-452 mounted forward



SCB-2015 on SPK-591 Post center mounted



SCB-2015 on SPK-591 Post with MP-452 mounted forward

Customize your Berkshire mailbox with one of the options shown. Simply choose the finish of the address numbers, BR for Brass or SS for Stainless Steel, and we will install the address numbers in your desired location. Numbers and side panel are also available for self installation on other mailboxes and accessories (see page 39).

How to Order

To order a custom made Berkshire mailbox, follow the below guide for item numbers.

1	SCB-1015-	FN / MP / DX-	SS or BR-#####-	MOC
QTY	Item	Address Number	Front / Side	Finish
	Number	Location	Numbers	
		<i>(optional)</i>	<i>(optional)</i>	



Berkshire Mailbox with 2" Front Address Numbers.
Shown in Champagne (CHP) Sample order number shown

SCB-1015 -	FN-	SS-2947-	CHP
<i>Item</i>	<i>Front</i>	<i>Stainless Steel</i>	<i>Finish</i>
<i>Number</i>	<i>Numbers</i>	<i>Numbers</i>	

Berkshire Mailbox with MP-454 side panels and 3" Numbers.

Shown in Mocha (MOC) Sample order number shown

SCB-1015-	MP-	BR-7160-	MOC
<i>Item</i>	<i>Mailbox Plaque</i>	<i>Brass</i>	<i>Finish</i>
<i>Number</i>	<i>Side Location</i>	<i>Numbers</i>	



Combine both address options to mark your home clearly for Emergency Personnel, deliveries, friends and family. Sample order number shown

SCB-1015-	DX-	SS-35280-	GM
<i>Item</i>	<i>Deluxe</i>	<i>Stainless Steel</i>	<i>Finish</i>
<i>Number</i>	<i>Numbers</i>	<i>Numbers</i>	

Classic Curbside Mailbox

The traditional shape of our Classic Mailbox is the only thing this mailbox has in common with a standard hardware store mailbox. The solid cast aluminum construction, with 20% thicker walls than our competitors, provides added strength, and the powder coated finish will maintain a lifetime of beauty.



SCC-1008

Height 10"
Depth 20"
Width 8 3/4"
Shown in Burgundy (BG)

© Special Lite Products LLC.



SCC-2008

Classic Mailbox with Newspaper Tube

Height 15"
Depth 20"
Width 8 3/4"
Shown in Hand
Rubbed Bronze (BR)

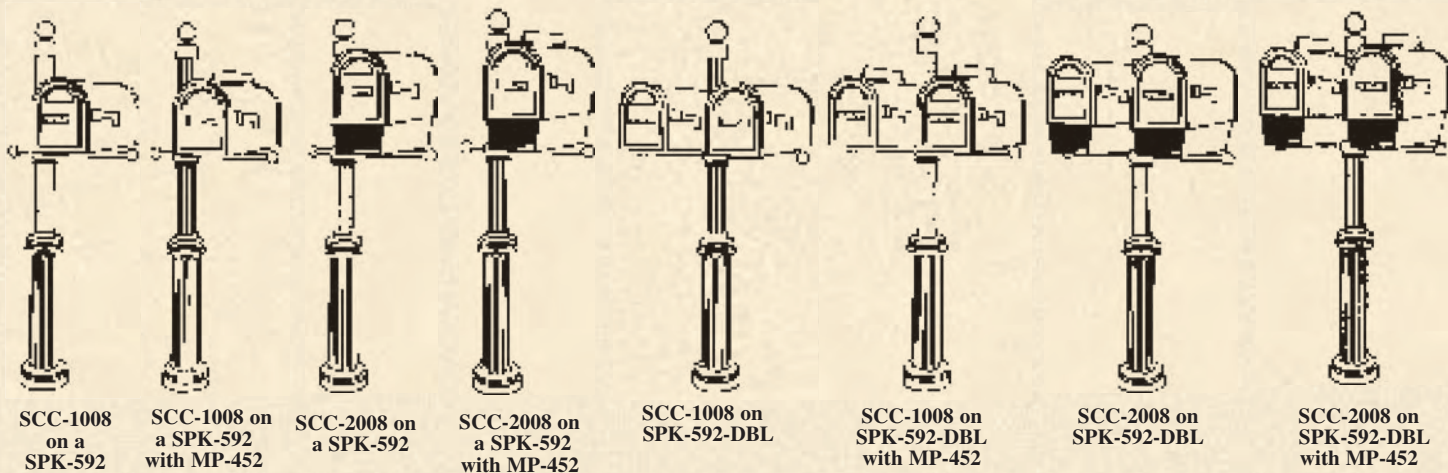
Please see page 60 for finish choices available for the Classic Mailbox

Accessorize your home...

Give your home a unified look with our Hampton Series of outdoor lighting fixtures. The soft, clean lines of the Hampton compliment the Classic mailbox perfectly. The Hampton is available in three sizes and two glass choices: Alabaster and Ribbed Crystal. Contact us for a lighting catalog today.



Visual Guide





SCC-1008 on
SPK-590 Post
center mounted



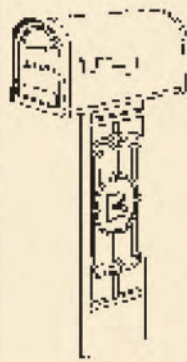
SCC-1008 on
SPK-590 Post
with MP-452
mounted forward




SCC-2008 on
SPK-590 Post
center mounted



SCC-2008 on
SPK-590 Post
with MP-452
mounted forward



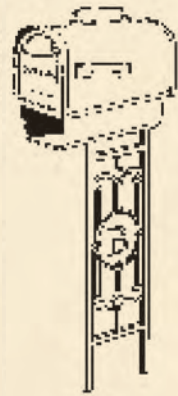
SCC-1008 on
SMP-550 Post
center mounted



SCC-1008 on
SMP-550 Post
with MP-452
mounted forward



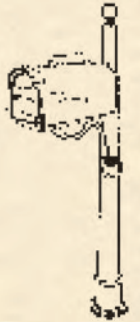
SCC-2008 on
SMP-550 Post
center mounted



SCC-2008 on
SMP-550 Post
with MP-452
mounted forward



SCC-1008 on
SPK-600 post



SCC-1008 on
SPK-600 post
with MP-452



SCC-2008 on
SPK-600 post



SCC-2008 on
SPK-600 post
with MP-452



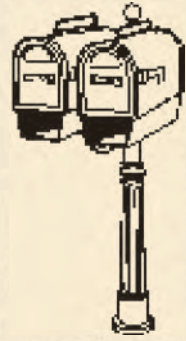
SCC-1008 on
SPK-600-DBL
post



SCC-1008 on
SPK-600-DBL
post with
MP-452



SCC-2008 on
SPK-600-DBL
post



SCC-2008 on
SPK-600-DBL
post with
MP-452



SCC-1008 on
SPK-651 Post



SCC-1008 on
SPK-651 Post
with MP-452



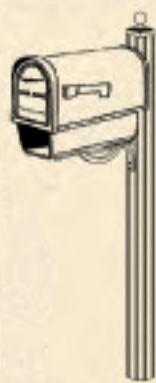
SCC-2008 on
SPK-651 Post



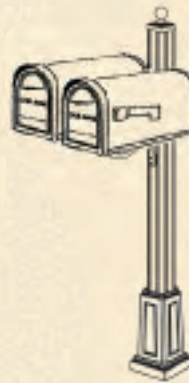
SCC-2008 on
SPK-651 Post
with MP-452



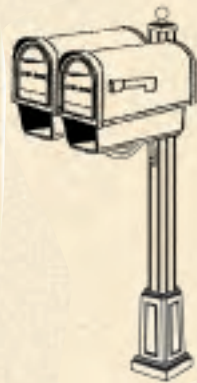
SCC-1008 on
SPK-700 Post



SCC-2008
on SPK-700 Post



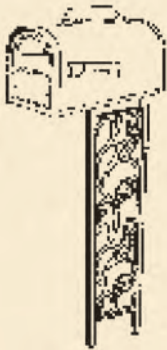
SCC-1008 on
SPK-700-DBL
Post with
WRB-3



SCC-2008 on
SPK-700-DBL
Post with WRB-3



SCC-1008 on
450 Post
center mounted



SCC-1008 on
450 Post with
MP-452
mounted forward



SCC-2008 on
450 Post
center mounted



SCC-2008 on
450 Post
with MP-452
mounted forward



SCC-1008
on SPK-591
Post
center mounted



SCC-1008 on
SPK-591 Post
with MP-452
mounted forward



SCC-2008 on
SPK-591 Post
center mounted



SCC-2008 on
SPK-591 Post
with MP-452
mounted forward




Complementing Address
Plaque available

SAP-4180

Classic

Address Plaque

14 1/4" W x 10 1/2" H



Cement Footer

SPK-592 Post and
SPK-590 Post
is installed
as a Direct Burial



SCC-2008 shown
on SPK-592-DBL
post with
MP-453 in
Black (BL)
sold separately



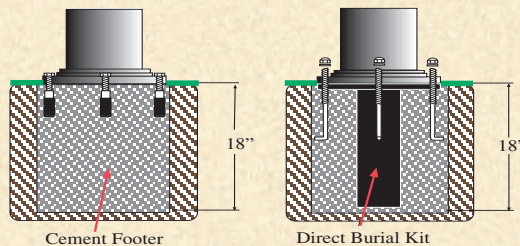
SCC-2008 shown
on SPK-592 post
in Black (BL)
sold separately



SCC-1008 shown
on SPK-590 post
in Copper (CP)
sold separately



**Locking Insert available
on page 38**



Cement Footer

Direct Burial Kit

SPK-600 Post can be Surface Mounted
or installed as a Direct Burial



SCC-2008 shown
on SPK-600 post
in Black (BL)
sold separately

Town Square Mailbox

Presenting a sleek modern design, the Town Square will complement both contemporary or traditional architecture perfectly. Combining modern design elements with classic styling, this mailbox is not an “off the shelf” mailbox and will improve the curb-appeal of your home.

© Special Lite Products LLC.



STB-1007

Height 10 3/4”

Depth 21”

Width 10 1/2”

Shown in Mocha (MOC)



Complementing Address
Plaque available

SAP-4170

Colonial

Address Plaque

12” W x 7 1/4” H



STB-2007

**Town Square
Mailbox with
Paper Tube**

Height 16”

Depth 21”

Width 10 1/2”

Shown in Hand

Rubbed Bronze (BR)

Accessorize your home...

The soft, clean lines of the Glenn Aire complement the Town Square mailbox beautifully, providing a unified look to your home. The Glenn Aire is available in two sizes and two styles of Glass, Alabaster (bottom) and Clear Seedy to suit your style. Contact us for a lighting catalog today.



F-2990-TRI-506

© Special Lite Products LLC.



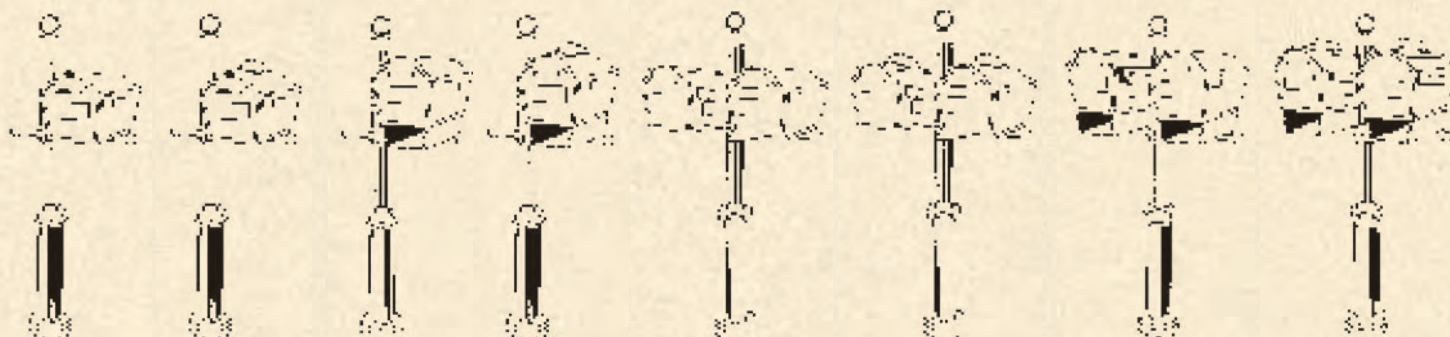
F-3995

F-2994

F-2991

F-2990

Visual Guide



STB-1007 on SPK-592 Post

STB-1007 on SPK-592 Post with MP-452

STB-2007 on SPK-592 Post

STB-2007 on SPK-592 Post with MP-452

13

STB-1007 on SPK-592-DBL Post

STB-1007 on SPK-592-DBL Post with MP-452

STB-2007 on SPK-592-DBL Post

STB-2007 on SPK-592-DBL Post with MP-452



STB-1007 on
SPK-590 Post
center mounted



STB-1007 on
SPK-590 Post
with MP-452
mounted forward



STB-2007 on
SPK-590 Post
center mounted



STB-2007 on
SPK-590 Post
with MP-452
forward mounted



STB-1007 on
SMP-550 Post
center mounted



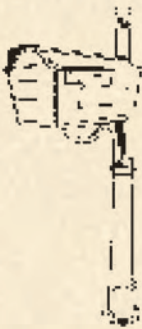
STB-1007
SMP-550 Post
with MP-452
mounted forward




STB-2007 on
SMP-550 Post
center mounted



STB-2007
on SMP-550 Post
with MP-452
mounted forward



STB-1007 on
SPK-600 Post



STB-1007 on
SPK-600 Post
with MP-452



STB-2007 on
SPK-600 Post



STB-2007 on
SPK-600 Post
with MP-452



STB-1007 on
SPK-600-DBL Post



STB-1007 on
SPK-600-DBL
Post with
MP-452




STB-2007 on
SPK-600-DBL
Post



STB-2007 on
SPK-600-DBL
Post with
MP-452



STB-1007 on
SPK-651 Post



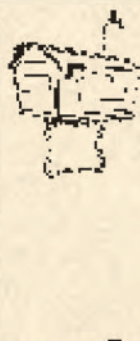
STB-1007 on
SPK-651 Post
with MP-452




STB-2007 on
SPK-651 Post




STB-2007 on
SPK-651 Post
with MP-452




STB-1007 on
SPK 678 Post



STB-1007 on
SPK-678 Post
with MP-452



STB-2007 on
SPK-678 Post



STB-2007 on
SPK 678 Post
with MP-452



STB-1007 on
450 Post
center mounted



STB-1007
on 450 Post
with MP-452
mounted forward



STB-2007 on
450 Post
center mounted



STB-2007
on 450 Post
with MP-452
mounted forward



STB-1007 on
SPK-591 Post
center mounted



STB-1007 on
SPK-591 Post
with MP-452
mounted forward



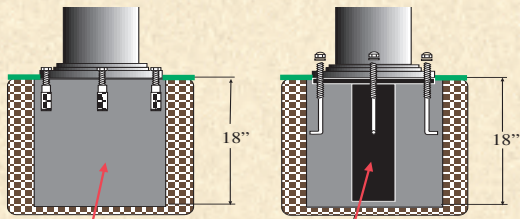
STB-2007 on
SPK-591 Post
center mounted



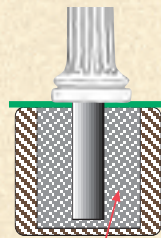
STB-2007 on
SPK-591 Post
with MP-452
mounted forward



Locking Insert available on page 38



Cement Footer
Direct Burial Kit
SPK-600 and SPK 606 Posts can be Surface Mounted or installed as Direct Burials



Cement Footer
SPK-592-DBL and SPK-590 Posts are Direct Burial posts



STB-2007 shown on SPK-600 post with optional newspaper tube, address plaque, and locking insert in Black (BL) sold separately



STB-1007 shown on SPK-606 post with Glenn Aire lighting fixture in Black (BL) sold separately



STB-1007 shown on SPK-590 post in Frosted Umber (FRU) sold separately



STB-1007 shown on SPK-592-DBL post in Black (BL) sold separately

Floral Mailbox

The traditional mailbox shape gets a fanciful upgrade with our Floral Curbside Mailbox. Deeply embossed leaf designs on all sides gives the Floral Curbside a charming appearance suitable for either a country or suburban home.



© Special Lite Products LLC.

SCF-1003

Height 10"
Depth 20"
Width 8 3/4"
Shown in Verde Green (VG)



SCF-2003

Floral Mailbox with Paper Tube

Height 15"
Depth 20"
Width 8 3/4"
Shown in Copper (CP)
Post sold separately.

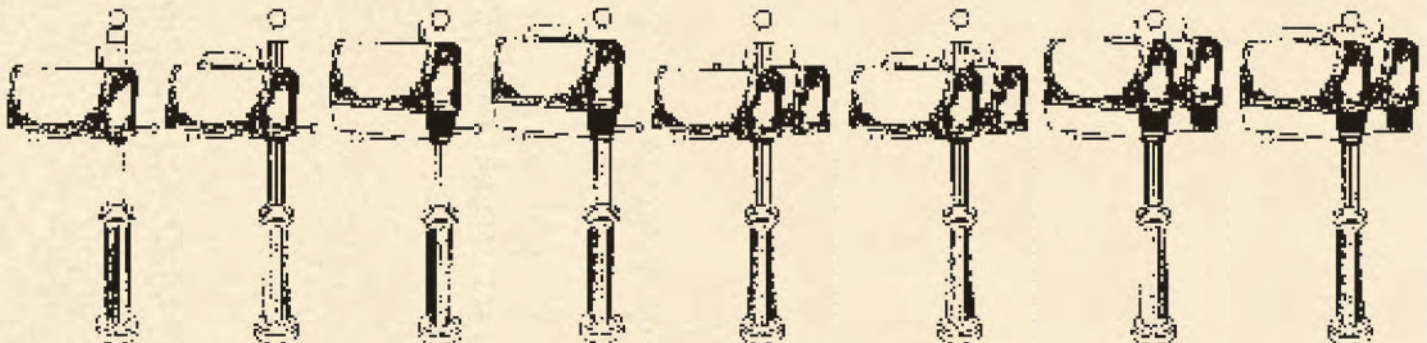
Accessorize your home...

Enhance your communities' appearance by installing matching Mailboxes, Mailbox Posts, and Outdoor Lighting. The embossed designs on our Floral Series match on all three products, resulting in a coordinated look. The Floral Lighting Series is available in three sizes, with five glass choices available. Contact us for a lighting catalog today.

© Special Lite Products LLC.



Visual Guide



SCF-1003 on SPK-592 post

SCF-1003 on SPK-592 post with MP-452

SCF-2003 on SPK-592 post

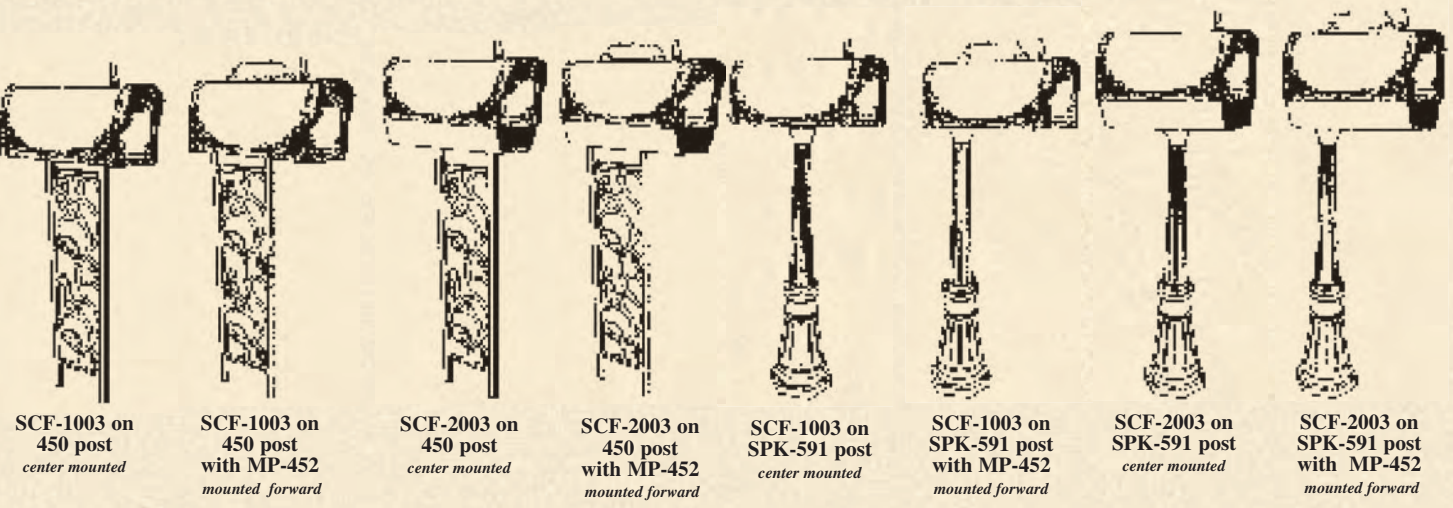
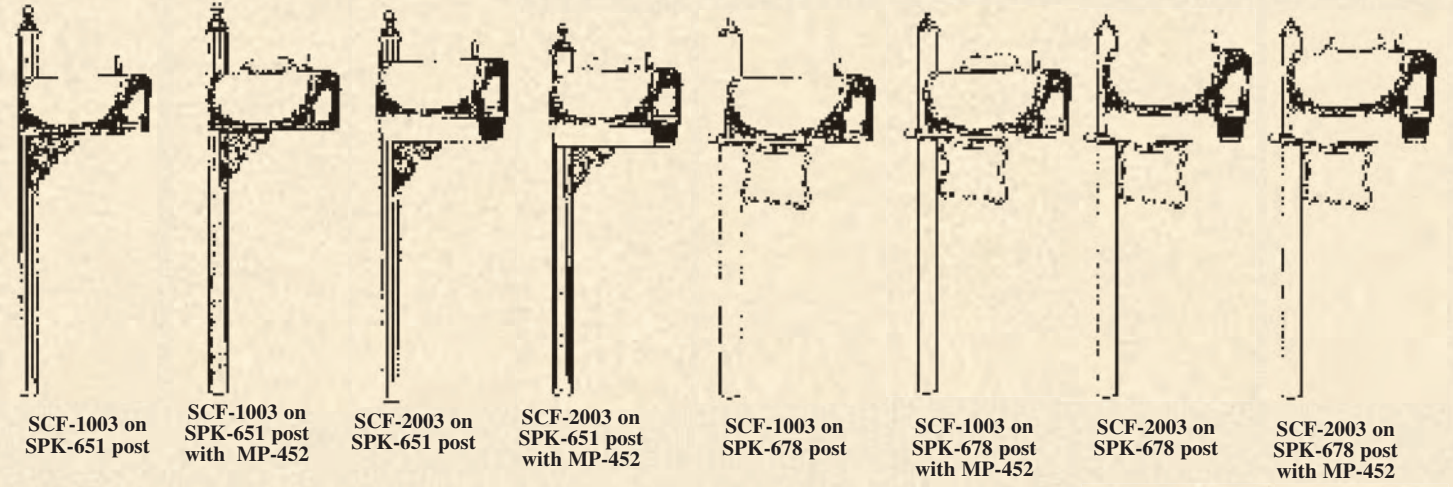
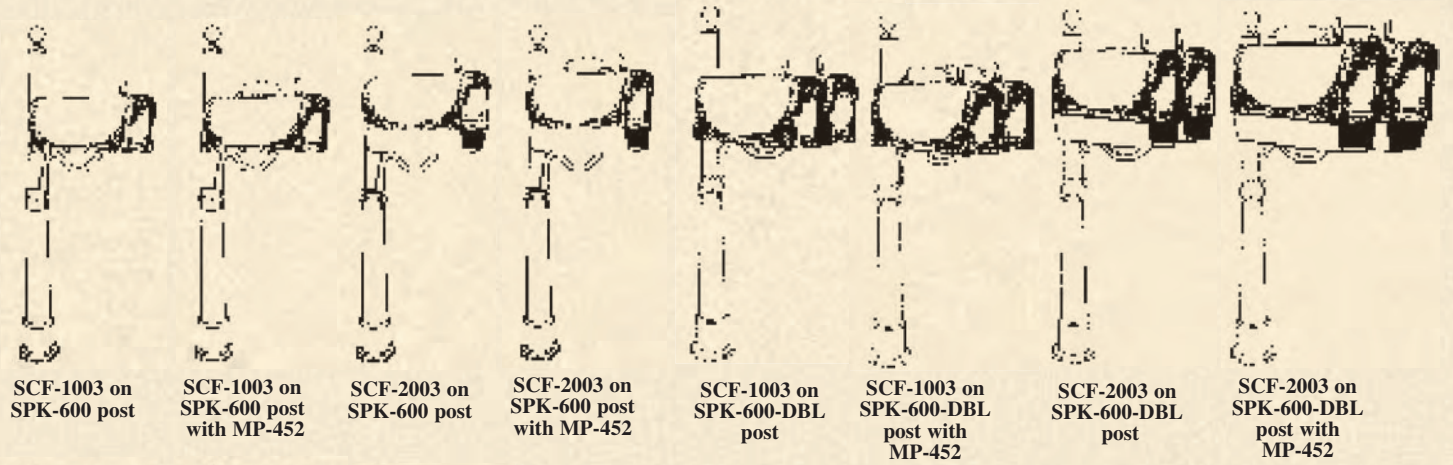
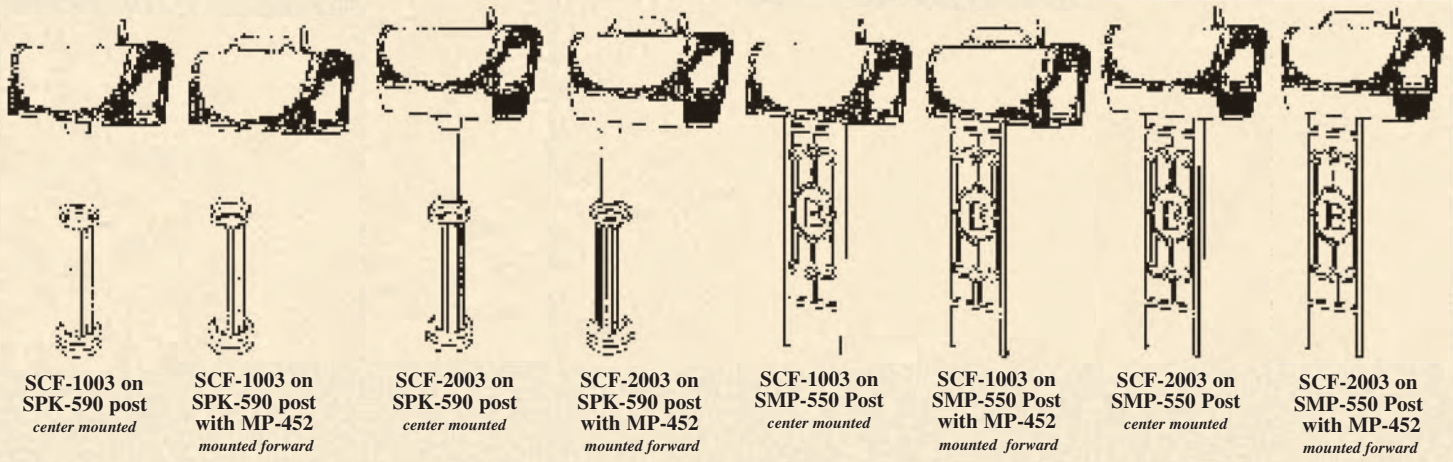
SCF-2003 on SPK-592 post with MP-452

SCF-1003 on SPK-592-DBL post

SCF-1003 on SPK-592-DBL post with MP-452

SCF-2003 on SPK-592-DBL post

SCF-2003 on SPK-592-DBL post with MP-452



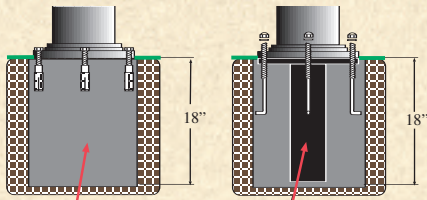


Locking Insert available, see page 38



SCF-1003 shown on 450 post in Verde Green (VG) sold separately

450 posts require direct burial



Cement Footer
Direct Burial Kit
SPK-591 and SPK-600 Posts can be Surface Mounted or installed as a Direct Burials



Matching Address Plaque available

SAP-4110
Floral
Address Plaque
14" W x 10 1/2" H



SCF-1003 shown on SPK-591-DBL post in Copper (CP) sold separately



SCF-1003 shown on SPK-600 post with MP-453 in Verde Green (VG) sold separately

Double Door model also available. Avoid the risk of injury while getting your mail on a busy road with this two door mailbox. The rear door features the same Floral design as the front.

SCF-1003-TD
Curbside mailbox with Two Doors

Height 10"
Depth 20"
Width 8 3/4"

Shown in Black (BL)
Post sold separately



Hummingbird Mailbox

The striking Hummingbird details on both sides of this mailbox make it more than your average mailbox. The deeply embossed designs show your love of nature and will last through a lifetime of weathering. This mailbox is also available in the unique hand painted "Natural" finish, in which the Hummingbird and each leaf are meticulously colored to bring out every detail.



SCB-1005

Height 10"

Depth 20"

Width 8 3/4"

Shown in Copper (CP)



SCB-2005

**Hummingbird Mailbox
with Paper Tube**

Height 15"

Depth 20"

Width 8 3/4"

Shown in Verde Green (VG)



Complementing Address Plaque available

SAP-4110

**Floral
Address Plaque**

14" W x 10 1/2" H

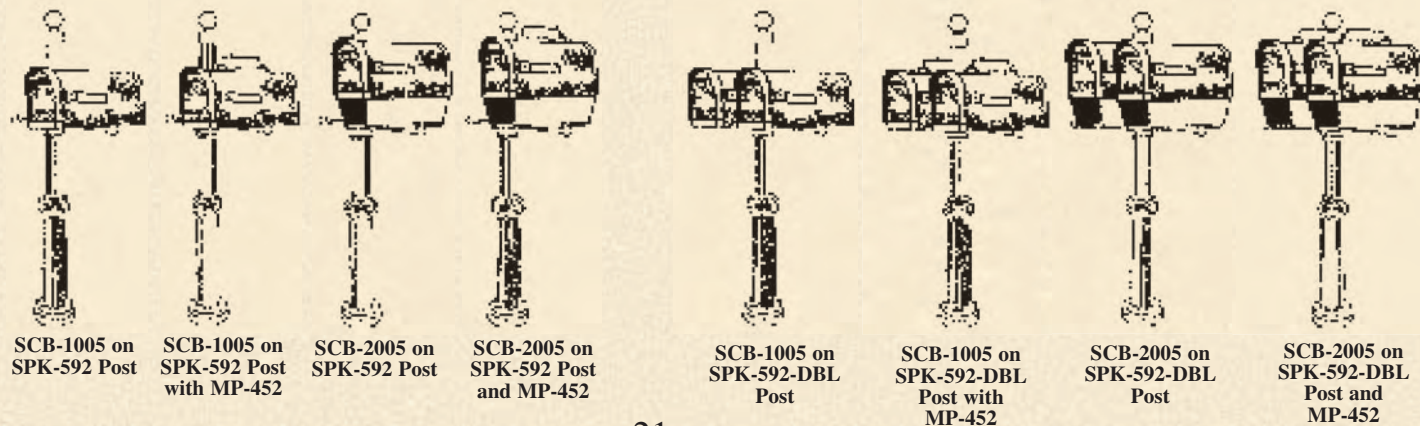
Accessorize your home...

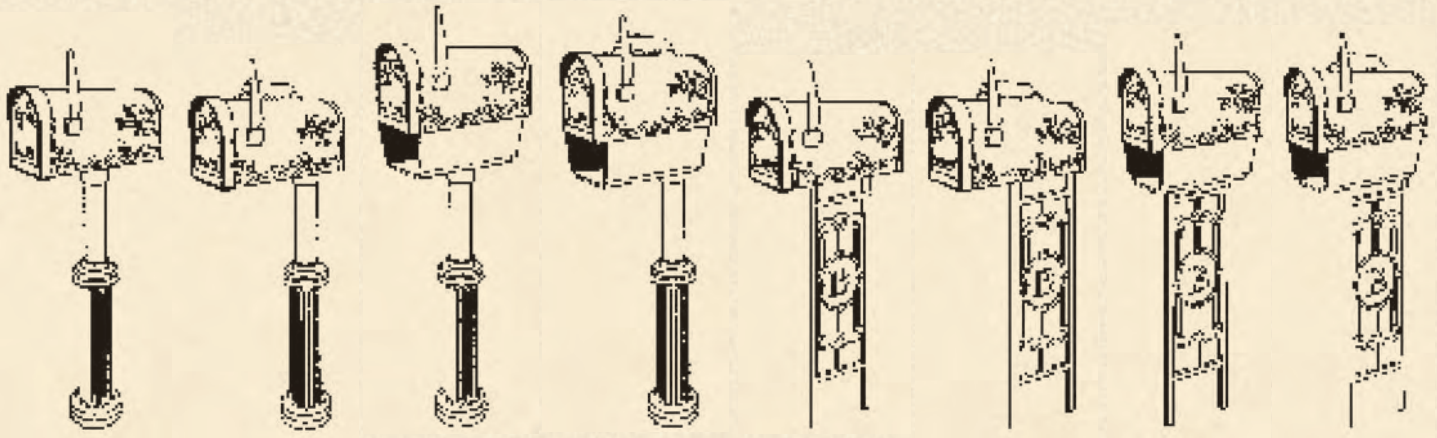
Express your love of gardening with our Rose Garden series of outdoor lighting fixtures. The beautifully carved details of the Rose Garden complement the Hummingbird mailbox perfectly. The Rose Garden is available in three sizes and two styles of Glass, Alabaster and Clear Seedy. Contact us for a lighting catalog today.



© Special Lite Products LLC.

Visual Guide





SCB-1005 on
SPK-590 Post
center mounted

SCB-1005 on
SPK-590 Post
with MP-452
mounted forward

SCB-2005 on
SPK-590 Post
center mounted

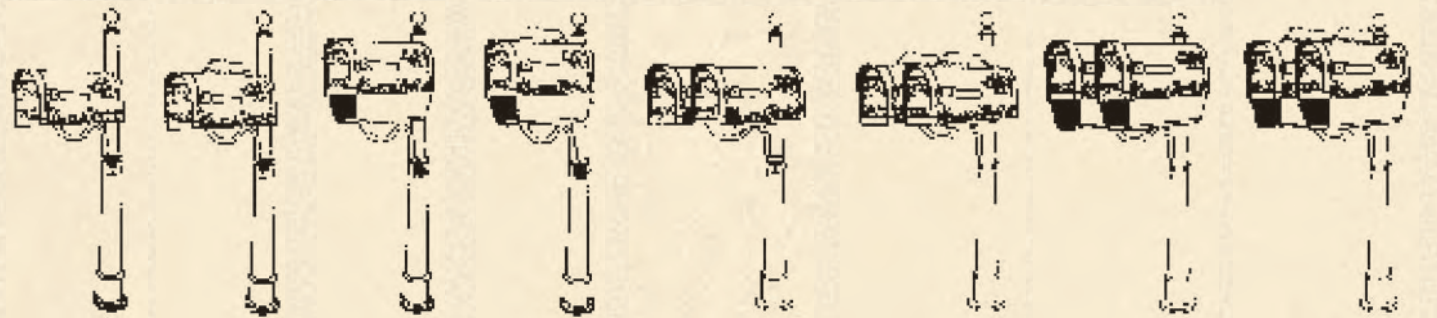
SCB-2005 on
SPK-590 Post
and MP-452
mounted forward

SCB-1005
on SMP-550 Post
center mounted

SCB-1005 on
SMP-550 Post
with MP-452
mounted forward

SCB-2005
on SMP-550
Post
center mounted

SCB-2005
on SMP-550
Post and
MP-452
mounted forward



SCB-1005 on
SPK-600 Post

SCB-1005 on
SPK-600 Post
with MP 452

SCB-2005 on
SPK-600 Post

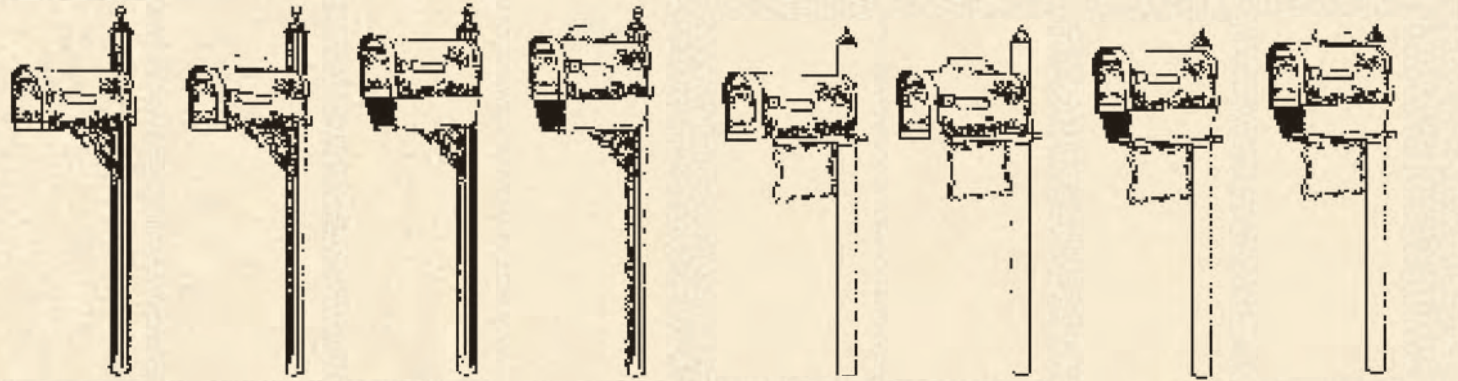
SCB-2005 on
SPK-600 Post
with MP 452

SCB-1005 on
SPK-600-DBL
Post

SCB-1005 on
SPK-600-DBL
Post with
MP-452

SCB-2005 on
SPK-600-DBL
Post

SCB-2005 on
SPK-600-DBL
Post with
MP-452



SCB-1005 on
SPK-651 Post

SCB-1005 on
SPK-651 Post
with MP-452

SCB-2005 on
SPK-651
Post

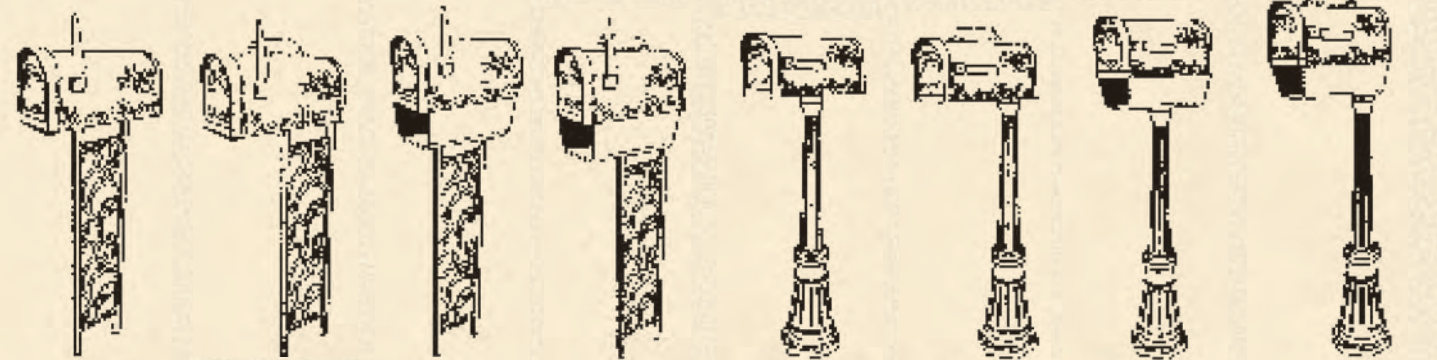
SCB-2005 on
SPK-651 Post
with MP-452

SCB-1005 on
SPK-678 Post

SCB-1005 on
SPK-678 Post
with MP-452

SCB-2005 on
SPK-678 Post

SCB-2005 on
SPK-678 Post
with MP-452



SCB-1005
on 450 Post
center mounted

SCB-1005 on
450 Post with
MP-452
mounted forward

SCB-2005
on 450 Post
center mounted

SCB-2005
on 450 Post
and MP-452
mounted forward

SCB-1005 on
SPK-591 Post
center mounted

SCB-1005 on
SPK-591 Post
with MP-452
mounted forward

SCB-2005 on
SPK-591 Post
center mounted

SCB-2005 on
SPK-591 Post
with MP-452
mounted forward

SCB-1005-NAT

Height 10"

Depth 20"

Width 8 3/4"

Shown in *Natural* hand painted finish



Unique hand painted finish exclusive to this mailbox!



Locking Insert available on page 38



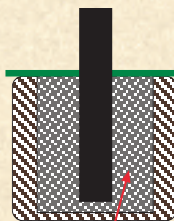
SCB-1005 shown on 450 post with MP-453 in Hand Rubbed Bronze (BR) sold separately



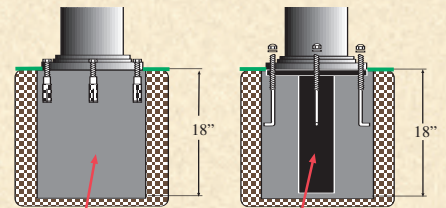
SCB-1005 shown on SPK-678 post in White (WH) sold separately



SCB-1005 shown on SPK-591 post in White (WH) sold separately



Cement Footer
SPK-678 and 450 posts require Direct Burial



Cement Footer Direct Burial Kit
SPK-591 and SPK-600 Posts can be Surface Mounted or installed as a Direct Burials

Traditional Mailbox

Our Traditional curbside mailbox has universal appeal with its smooth geometric style, accented with a simple decorative braid. The low profile belies the spacious interior. No mounting plate required.



SCT-1010
Height 11"
Depth 19 3/4"
Width 9"
Shown in Black (BL)



SCT-2010
Traditional Mailbox
with Paper Tube
Height 16 1/2"
Depth 19 3/4"
Width 9"
Shown in Black (BL)

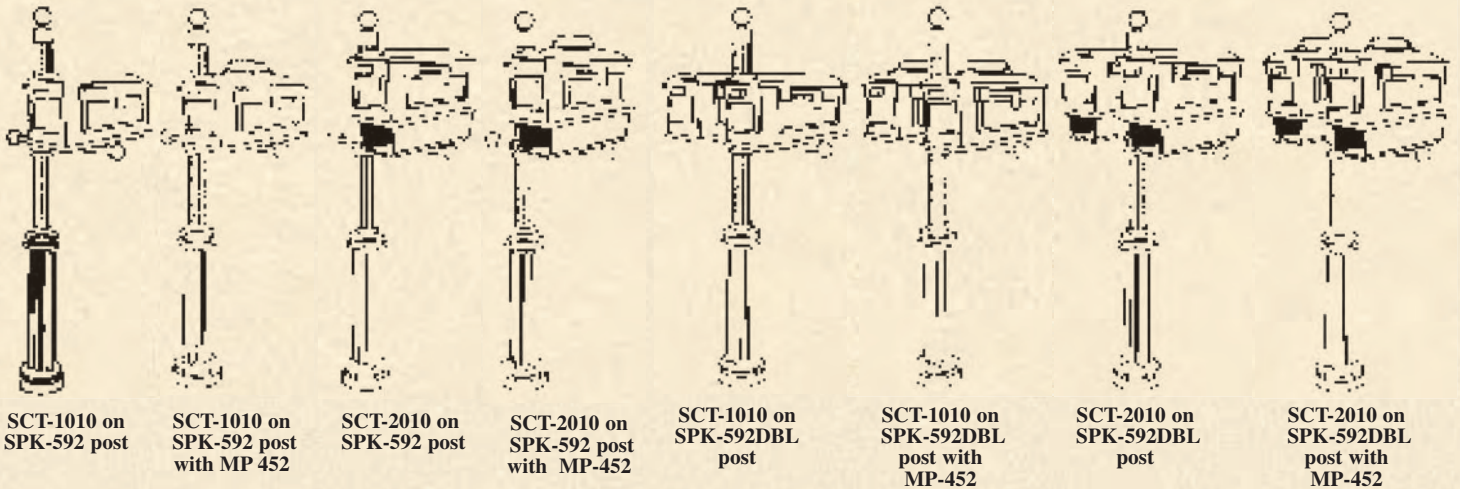
Accessorize your home...

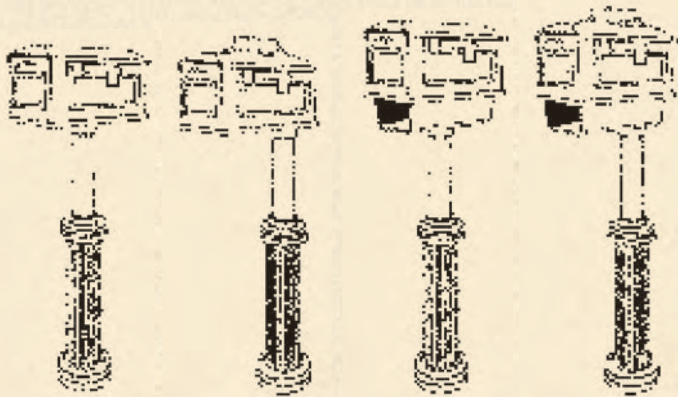
Your home will have a unified appearance with our Contemporary Series of outdoor lighting fixtures combined with our Traditional mailbox. The gentle curves of the Contemporary series complement the mailbox and is available in three sizes with five glass choices. Contact us for a lighting catalog today.



© Special Lite Products LLC.

Visual Guide



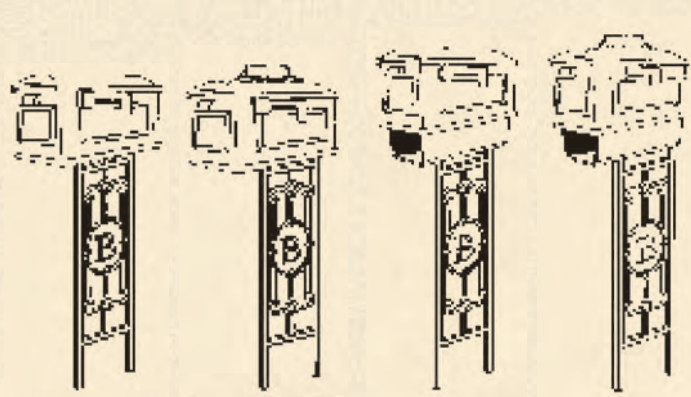


SCT-1010
on SPK-590
center mounted

SCT-1010
on SPK-590
with MP-452
mounted forward

SCT-2010 on
SPK-590
center mounted

SCT-2010 on
SPK-590 with
MP-452
mounted forward

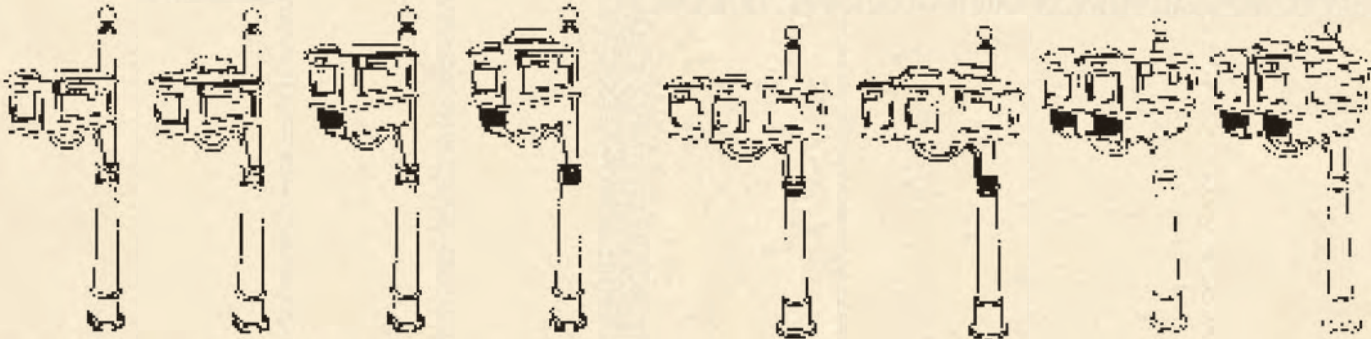


SCT-1010 on
SMP-550
center mounted

SCT-1010 on
SMP-550 Post
with MP-452
mounted forward

SCT-2010 on
SMP-550 Post
center mounted

SCT-2010 on
SMP-550 Post
with MP-452
mounted forward



SCT-1010
on SPK-600
post

SCT-1010 on
SPK-600 post
with MP-452

SCT-2010 on
SPK-600 post

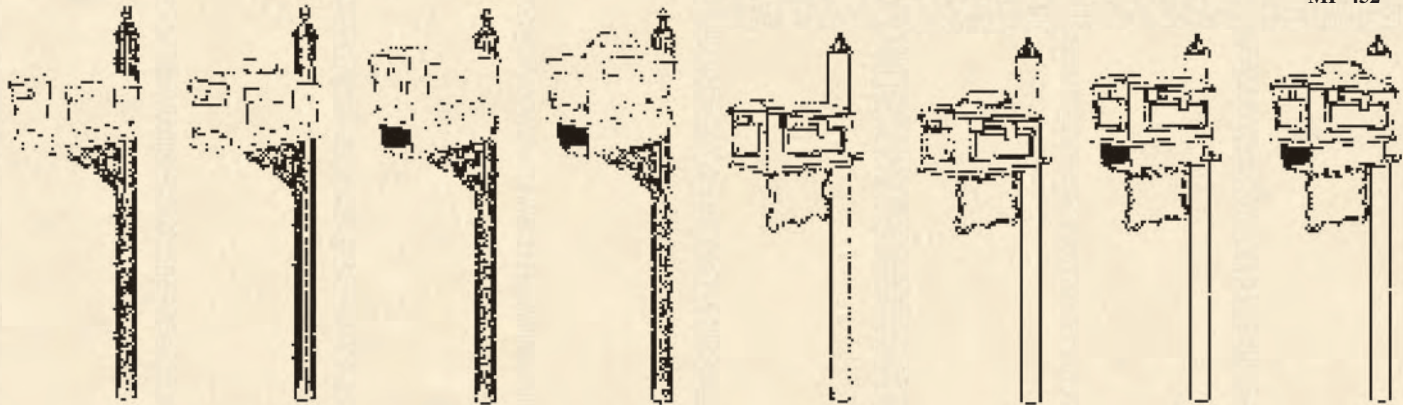
SCT-2010 on
SPK-600 post
with MP-452

SCT-1010
on SPK-600DBL
post

SCT-1010 on
SPK-600DBL post
with MP-452

SCT-2010 on
SPK-600-DBL
post

SCT-2010 on
SPK-600-DBL
post with
MP-452



SCT-1010 on
SPK-651 post

SCT-1010 on
SPK-651 post
with MP-452

SCT-2010 on
SPK-651 post

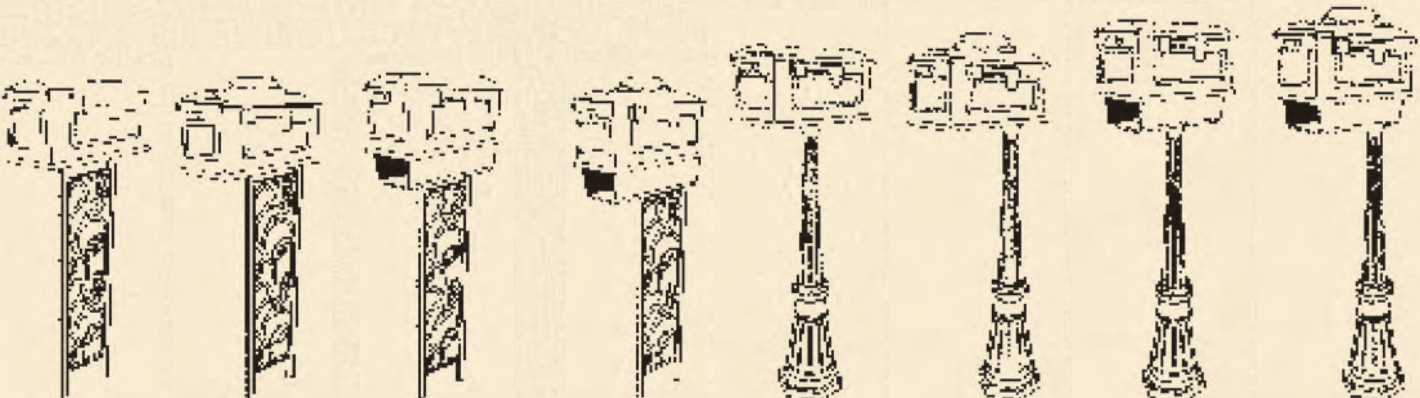
SCT-2010 on
SPK-651 post
with MP-452

SCT-1010
on SPK-678

SCT-1010
on SPK-678
with MP-452

SCT-2010
on SPK-678

SCT 2010
on SPK-678
with MP-452



SCT-1010 on
450 Post
center mounted

SCT-1010 on
450 Post with
MP-452
mounted forward

SCT-2010 on
450 Post
center mounted

SCT-2010 on
450 Post
with MP-452
mounted forward

SCT-1010
on SPK-591
center mounted

SCT-1010 on
SPK-591 with
MP-452
mounted forward

SCT-2010
on SPK-591
center mounted

SCT-2010
on SPK-591
with MP-452
mounted forward



Complementing Address
Plaque available

SAP-4190
Boulevard
Address Plaque
16 1/2" W x 11" H

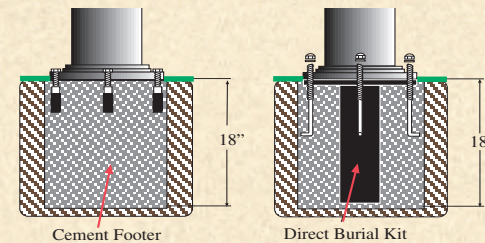
SCT-1010 shown on
SPK-700 post in
Black (BL)
sold separately



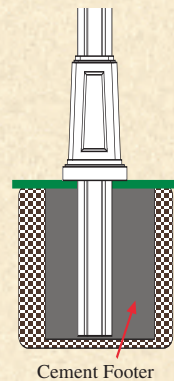
SCT-2010 shown on
SPK-591 post in
Black (BL)
sold separately



SCT-1010 shown on
SPK-600 post in
Black (BL)
sold separately



The SPK-600 and SPK-591 Posts can be Surface
Mounted or installed as a Direct Burials



Cement Footer
SPK-700-WRB3
post require Direct
Burial

Kingston Mailbox

The Kingston Curbside Mailbox will add a unique look to your curb appeal. The solid cast aluminum construction and geometric styling makes this mailbox the perfect choice for modern or contemporary architecture. No mounting plate required.



SCK-1017

Height 11 1/2"

Depth 20 1/4"

Width 9 1/4"

Shown in Black (BLK)



SCK-2017

**Kingston Mailbox
with Paper Tube**

Height 16 1/4"

Depth 20 1/4"

Width 9 1/4"

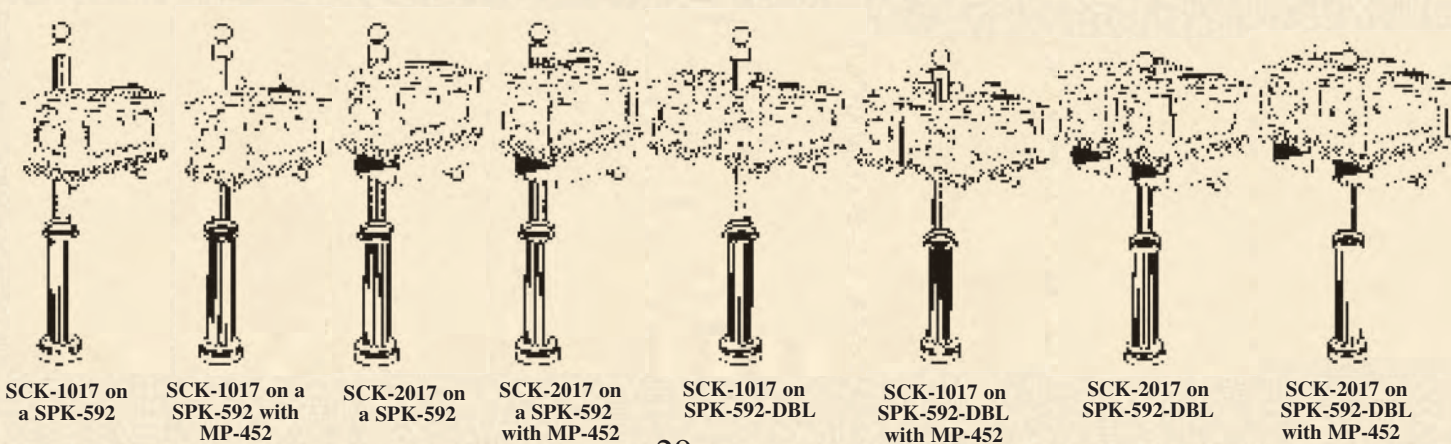
Shown in Copper (CP)

Accessorize your home...

Enhance the appearance of your home with our Boulevard Series of outdoor lighting fixtures. The smooth lines of this series makes a suitable match with the Boulevard mailbox. The Boulevard lighting series is available in two sizes and with clear beveled glass, which gives it a very elegant appearance. Contact us for a lighting catalog today.



Visual Guide





SCK-1017 on SPK 590 Post



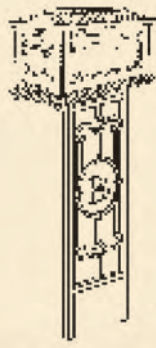
SCK-1017 on SPK-590 Post with MP-452



SCK-2017 on SPK-590 Post



SCK-2017 on SPK-590 Post with MP-452



SCK-1017 on SMP-550 Post




SCK-1017 on SMP-550 Post with MP 452



SCK-2017 on SMP-550 Post



SCK-2017 on SMP-550 Post with MP-452



SCK-1017 on SPK-600 post




SCK-1017 on SPK-600 post with MP-452



SCK-2017 on SPK-600 post



SCK-2017 on SPK-600 post with MP-452




SCK-1017 on SPK-600-DBL post



SCK-1017 on SPK-600-DBL post with MP-452



SCK-2017 on SPK-600-DBL post



SCK-2017 on SPK-600-DBL post with MP-452



SCK-1017 on SPK-651 Post



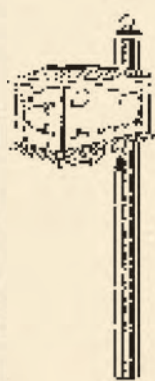
SCK-1017 on SPK-651 Post with MP-452



SCK-2017 on SPK-651 Post



SCK-2017 on SPK-651 Post with MP-452



SCK-1017 on SPK-700 Post



SCK-1017 on SPK-700 Post with MP-452



SCK-2017 on SPK-700 Post with WRB-3



SCK-2017 on SPK-700-Post with WRB-3 & MP-452



SCK-1017 on 450 Post



SCK-1017 on 450 Post with MP-452



SCK-2017 on 450 Post



SCK-2017 on 450 Post with MP-452



SCK-1017 on SPK-591 Post



SCK-1017 on SPK-591 Post with MP-452



SCK-2017 on SPK-591 Post



SCK-2017 on SPK-591 Post with MP-452



Complementing Address Plaque available

SAP-4220

**Manor
Address Plaque**

13 3/4" W x 8 7/8" H




SCK-1017 shown on
SPK-590 post in Black
Finish (BLK)
sold separately

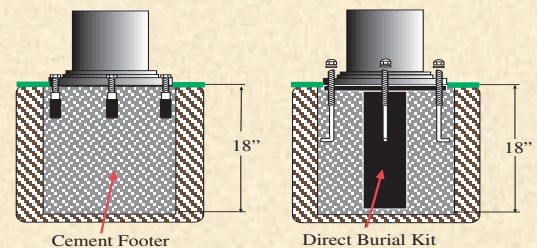
SCK-1017 shown on
SPK-591 post in Black (BLK)
sold separately



SCK-2017 shown
on SPK-600 post in
Copper (CP)
sold separately



Cement Footer



Cement Footer

Direct Burial Kit

SPK-591 and SPK-600 Posts can be Surface Mounted or installed as a Direct Burial

SPK-590 post
requires Direct Burial

Savannah Mailbox

Combining quality and economy the Savannah Mailbox features a deeply cut, ornate aluminum door on an aluminum body for maximum rust resistance. The Savannah's Powder Coated base finish will not peel or fade in the elements for a lifetime of maintenance free use.



SCS-1014

Height 11 1/4"

Depth 21 3/4"

Width 9 1/2"

Shown in Copper (CP)



SCS-2014

Savannah Mailbox
with Paper Tube

Height 15 3/4"

Depth 21 3/4"

Width 9 1/2"

Shown in Black (BL)



Door Detail

Savannah Mailbox



Complementing Address
Plaque available

SAP-4180

Classic

Address Plaque

14 1/4" W x 10 1/2" H



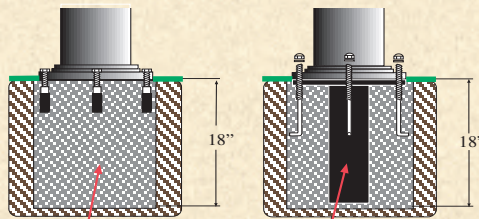
SCS-1014 shown on
SPK-700-WRB3
post in Black (BL)
sold separately



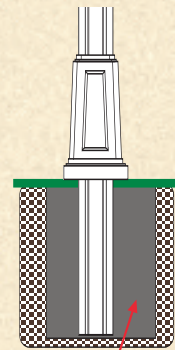
SCS-1014 shown on
SPK-600 post in
Copper (CP)
sold separately



SCS-1014 shown
on SPK-591 post
in Black (BL)
sold separately



The SPK-600 and SPK-591 Posts can be Surface Mounted or installed as a Direct Burials



Cement Footer
SPK-700-WRB3
post require Direct
Burial

Vista Mailbox

If you are looking for a way to reduce cost but not quality, the Vista is just what you are looking for. The two piece, aluminum construction provides a water tight interior. The low profile is perfect for making gang box type set ups while still giving everyone their own individual mailbox.



SCV-1009

Height 8"
Depth 20 1/4"
Width 8 1/4"

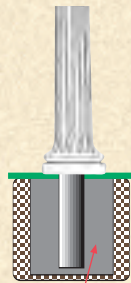
Shown in Texture Beige (TB)




SCV-1009
shown on
SPK-592 post
in Black (BL)
sold separately



SCV-1009
shown on
SPK-678 post
in Black (BL)
sold separately



SPK-592, SPK-590 and
SPK-678 posts require
direct burial



SCV-1009
shown on
SPK-590 post
in Swedish
Silver (SW)
sold separately

Accessorize your home...

The Modern Style of our Vista Series of outdoor lighting fixtures, in combination with our Vista mailbox will give your home an up-to-date exterior. The Vista series is available with an Alabaster Globe and with the exclusive Cracked Glass globe for a unique style. Contact us for a lighting catalog today.



© Special Lite Products LLC.

Visual Guide



SCV-1009 on SPK-592 post



SCV-1009 on SPK-592 post with MP-452



SCV-1009 on SPK-592-DBL post



SCV-1009 on SPK-592-DBL post with MP-452



SCV-1009 on SPK-590 post center mounted



SCV-1009 on SPK-590 post with MP-452 mounted forward



SCV-1009 on SPK-591 post center mounted



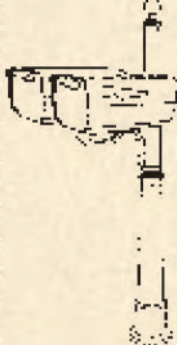
SCV-1009 on SPK-591 post with MP-452 mounted forward



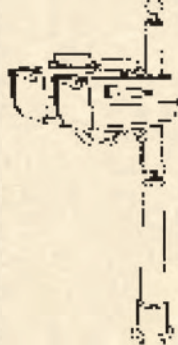
SCV-1009 on SPK-600 post



SCV-1009 on SPK-600 post with MP-452



SCV-1009 on SPK-600-DBL post



SCV-1009 on SPK-600-DBL post with MP-452



SCV-1009 on SPK-651 post



SCV-1009 on SPK-651 post with MP-452



SCV-1009 on SPK-678 post



SCV-1009 on SPK-678 post with MP-452



Shown in Forest Green Finish,
exclusive to this Mailbox

Vandal Proof Mailboxes

Tired of replacing your mailbox every couple of months because it is a target for baseball bats, rocks, and M-80's? Then you need the

TITAN MAILBOX™

- Virtually Indestructible
- 3/32 (10 gauge) Thick Walls
- Fade Resistant, Powder Coated finish
- Stainless Steel hinge and hardware
- Heavy, metal flag with stainless steel fasteners
- Mounts to any post
- U.S. Post Master Approved

TITAN™ ALUMINUM

- Manufactured from 100% Rust Free materials-Aluminum and Stainless Steel.
- Full-length stainless steel hinge.
- Maintenance Free Powder Coated Finish.
- U.S. Postmaster General Approved.



SCH-1016

Height 10 1/2"
Depth 21 1/2"
Width 8 1/4"
Shown in Mocha (MOC)

TITAN™ STEEL

- Manufactured from 10 gauge steel plate, premium grade, high tensile.
- Superior construction. 30 lbs. total weight.
- Full-length stainless steel hinge.
- Maintenance Free Powder Coated Finish.
- U.S. Postmaster General Approved.

SCH-1016-S

Height 10 1/2"
Depth 21 1/2"
Width 8 1/4"
Shown in Champagne (CHP)



Curbside Accessories

Protect Yourself from the fastest growing crime in America: Identity Theft Locking Insert

Yearly, 10 million people fall victim to Identity Theft. Protect your credit card, bank account, and Social Security numbers from being stolen out of your mailbox with a Locking Mailbox Insert.



Manufactured from rust free powder coated aluminum, the Lock Box firmly attaches to the bottom of the mailbox and cannot be removed without the key. The Lock Box Insert is easily installed with four screws (*included*).

Special Lite Products LLC. suggests contacting your local postmaster for approval before purchasing a locking insert.

LB-998

Height 4 3/4"
Width 6 5/8"
Depth 18"
Slot Size:
5 1/2" W x 1" H

LB-998: Fits SCB-1015, SCF-1003, SCB-1005, and SCC-1008 Curbside Mailboxes



LB-997

Height 6"
Width 9"
Depth 17"
Slot Size:
6" W x 1 1/2" H

LB-997: Fits STB-1007 Town Square Mailbox



Parcels up to the size of a VHS tape can pass through the slot into the safety of the Lock Box, while magazines and catalogs rest on the top of the Lock Box.




An angled tab inside the slot prohibits anyone from reaching in and removing the mail.

© Special Lite Products LLC.

Top Mounting Address Plaques



Either of these address plaques attached to the top of your mailbox will serve to clearly mark your box for delivery and help emergency personnel find your home



MP-452 Contemporary

3 1/2" x 14 1/2"
2" x 6 1/2" numbering area
Shown in Hand Rubbed Bronze (BR)



MP-453 Art Nuevo

3 1/2" x 15 1/2"
2" x 6 1/2" numbering area
Shown in Swedish Silver (SW)

Address Numbers

Brass & Stainless Steel Address Numbers

Exterior grade 1/8" thick self adhesive address numbers are available in your choice of Stainless Steel and Polished Brass Finish. To order, simply put your address after our item number to indicate the size of numbers you want . For example: If you want 2" Polished Brass numbers for address 1302, the item number you would use is **BR2-1302**.

- SS2-** Two Inch High Stainless Steel Numbers
- BR2-** Two Inch High Polished Brass numbers
- SS3-** Three Inch High Stainless Steel Numbers
- BR3-** Three Inch High Polished Brass Numbers



Stainless Steel



Polished Brass

Keep a stock of our numbers on hand.

The new address number installation kit provides you with easy access to the best selection of Stainless Steel and Polished Brass numbers available.

The kit includes six of each number, zero through nine, in Stainless Steel and Polished Brass finishes, both two inch and three inch heights, (240 numbers in all). These 1/8" thick metal numbers are backed with a very strong exterior grade adhesive. Perfect for house mounted address plaques and residential or curbside mailboxes. Each drawer will hold extra numbers, over seven hundred numbers when fully loaded.



NIK-09 Number Installation Kit

Number Installation Kit box may differ from model shown

Vinyl Address Lettering

Add a unique and modern look to your mailbox by adding vinyl address numbers and street name lettering. Reflective and Non-Reflective vinyl available. 3" H address numbers. 2" H street name. Vinyl can be added to one side or both sides of your mailbox.

Only available with the following mailbox finishes:

Smooth Glossy Black - White - Burgundy - Mocha

Vinyl Colors: Black - White Reflective - White - Gold Reflective - Metallic Gold

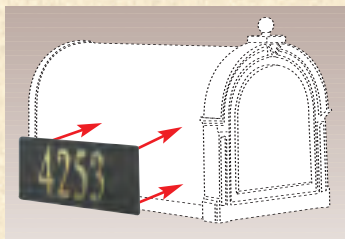
Font Choices: **Times New Roman - Clarendon - Myriad Pro**

Please contact Special Lite for a Vinyl Address Lettering Order Form.



White Vinyl Lettering shown in Times New Roman Font.

Mailbox Address Plaques



MP-454 Side Mounting Mailbox Plaque (set of two)

The 12" x 4" screw on panels has a rich leather texture with a beveled edge, and accommodates up to five of our 3" numbers. Mailbox address plaque fits SCC-1008 and SCB-1015 mailboxes. A complete mounting kit is included. *(Numbers sold separately, please see above)*

Mailbox Posts

The Main Street Series Mailbox Post features a 4" Square Post with sculpted corners and accent flutes for a unique look. Made entirely of Aluminum with Stainless Steel components to eliminate rusting. Designed to fit any mailbox, the Main Street Series Post is available in any of Special Lites' 16 Finishes. Direct Burial Installation required.



SPK-700
Main Street Post
 Direct Burial Post
 Overall Height: 78"
 Shown in Copper (CP)



SPK-700 shown with SCB-1015-FN mailbox (sold separately)

SPK-700-DBL
Main Street Double Post
 Direct Burial Post
 Overall Height: 78"
 Shown in Gunmetal (GM)

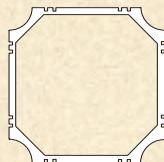


© Special Lite Products LLC.



SPK-700 Post with WRB-3
Main Street Post
 Direct Burial Post with Wrap Around Base
 Overall Height: 78"
 Shown in Black (BLK)

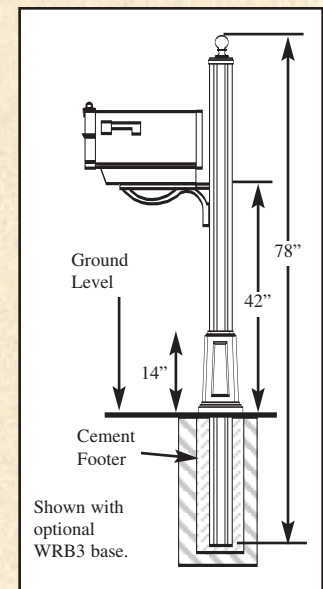
WRB-3
 Decorative base for 4" Fluted Posts only.
 (SPK-700)
 Height 14"
 Width 7"



Main Street Series
 4" Square Post with Fluted Corners
 Direct Burial Installation



SPK-700-DBL shown with two SCB-1015-FN mailbox (sold separately)



Mailbox Posts

The Springfield Series Mailbox Post is a 4" Smooth Square Post. Made of the same durable aluminum construction as the Main Street Series with a more economical price.

Direct Burial Installation required.



SPK-710 (white) shown with SCC-1008 mailbox (smooth glossy black with white vinyl lettering) (sold separately)

**SPK-710
Springfield Post**
4" x 4" Smooth Square Post
Direct Burial Post
Overall Height: 78"
Shown in Black (BLK)



**SPK-710-DBL
Springfield Double Post**
4" x 4" Smooth Square Post
Holds two mailboxes side by side.
Direct Burial Post
Overall Height: 78"
Shown in Black (BLK)



The Edgewater Series Mailbox Post is a 3" O/D round post. Available in single and double mount designs. Direct Burial Installation required.



**SPK-680
Edgewater Post**
Direct Burial Post.
Post Height 72"
Diameter 3"
Burial Section 18"
Shown in Black (BLK)



**SPK-680-DBL
Edgewater Double Post**
Direct Burial Post.
Post Height 72"
Diameter 3"
Burial Section 18"
Shown in Black (BLK)



SPK-680 shown with SCK-1017 mailbox (sold separately)

Monogram Post

Personalize your entry way with our elegant Monogram Mailbox post. The gentle curves of the post will draw the eye to your monogrammed initial which allows your mailbox to stand out from others. Each post is provided with a 4" initial on both sides in the same finish as the post on a white background*. Custom logos in place of the monogram are available, please contact us with your requests.



SMP-550L post shown with a Berkshire Mailbox with Newspaper Tube SCB-2015-FN in Copper (CP) Sold separately



*White posts will have a black initial on a white background.

SMP-550(Initial?)

Monogram Post

Direct Burial Post
Height 58"
Width 10 1/2"
Mounting Brackets included.
Shown in Swedish Silver (SW)

To order, simply add the desired initial to the end of the post's model number. For example: if you desire the initial "K" order a SMP-550K.

450

Floral Standard Post

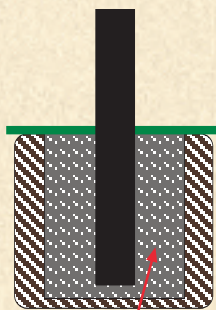
Direct Burial Post
Height 58"
Width 10 1/2"
Mounting Brackets included.
Shown in Verde Green (VG)



Floral Standard Post shown with Floral Mailbox SCF-1003 in Verde Green (VG) Sold separately



All initials available



Cement Footer

SMP-550 and 450 posts requires direct burial

Mailbox Posts

Direct Burial Posts

Like our Mailboxes, all of our Mailbox Posts are manufactured from rust-proof cast aluminum. Each piece is Powder Coated to give it a chip-proof, fade resistant color. Our line of Direct Burial Posts are provided with an 18" burial section to ensure a secure base for your mailbox.



SPK-679

Richland Post

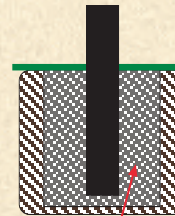
Direct Burial Post.
Over All Height 77 1/2"
Diameter 3"
Burial Section 18"
Shown in Black (BL)



SPK-651

Albion Post

Direct Burial Post and Floral Bracket included.
Over All Height 79"
Diameter 3"
Burial Section 18"
Shown in Swedish Silver (SW)



Cement Footer
SPK-651 and 450 posts require direct burial



SPK-679-DBL

Richland Double Post

Direct Burial Post.
Over All Height 77 1/2"
Diameter 3"
Burial Section 18"
Shown in Black (BL)



SPK-651 shown with Floral Mailbox SCF-1003 in Swedish Silver (SW)
Sold separately



MB-451 Floral Bracket with Mounting Plate

Height 8 1/4"
Length 11 3/4"
Width 1 1/4"
Shown in Hand
Rubbed Bronze (BR)



Mailbox Posts

The SPK-592 and SPK-592-DBL posts give the appearance of a sculpted base without the expense. The two piece Wrap Around Base accommodates a 3" O/D post and is secured with sets screws. The post's mailbox arms can be adjusted to varying landscape conditions. The SPK-592-DBL can support two mailboxes or you can use the extra platform for a planter box or for seasonal decorations.



The Fresno post can also be used for Gangbox applications.

**SPK-592
Fresno Post**
Direct Burial Post
Height 76"
Base 7 1/2" Dia.
Shown in Black (BL)

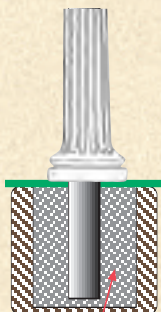
**SPK-592-DBL
Fresno Double Post**
Direct Burial Post
Height 76"
Base 7 1/2" Dia.
Shown in Black (BL)



SPK-592-DBL post shown with a Classic Mailbox SCC-2008 in Black (BL) Sold separately



SPK-592 post shown with a Classic Mailbox SCC-2008 in Black (BL) Sold separately

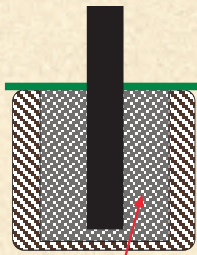


Cement Footer

SPK-592 and SPK-592-DBL posts require direct burial

Please see page 60 for finish choices available for Mailbox Posts

Mailbox Posts



Cement Footer

SPK-590 and SPK-678 posts require direct burial



SPK-678 Post can be installed with the address sign facing out or with the address sign to the side
Mailbox sold separately



SPK-590 Bradford Post Wrap Around Base Kit

Direct Burial Post
Kit includes

Base:

Height 26"
Diameter 8 1/2"

Pole:

Height 58"
Diameter 3"

Shown in Swedish Silver (SW)



SPK-590-DBL shown with two Classic Mailboxes SCC-1008 in Black (BL)
Sold separately



SPK-678 Brighton Post

Direct Burial Post with Address Sign
Over All Height 77 1/2"
Diameter 3"
Burial Section 18"
Numbers not included
Shown in Black (BL)

Mailbox Posts

Direct Burial / Surface Mount Posts

These posts offers several options for installation. They are provided with mounting hardware to attach them to an existing concrete pad and a bolt-on 18" direct burial post for new installation into concrete.


The SPK-600 Post is also available with a custom bracket for Gang Box applications and as a combination lighting/mailbox post.

SPK-600

Ashland Post
 Surface Mount
 Post and Burial Kit
 Height 62"
 Base 7 1/2" Dia.
 Shown in Hand Rubbed
 Bronze (BR)

SPK-600-DBL

Ashland Double Post
 Surface Mount
 Post and Burial Kit
 Height 62"
 Base 7 1/2" Dia.
 Shown in Black (BL)

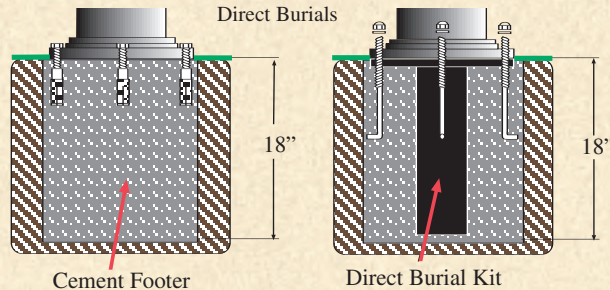


SPK-600 post
 shown with
 a Classic Mailbox
 SCC-2008
 in Black (BL)
 Sold separately



SPK-600-DBL post
 shown with
 two Classic
 Mailboxes
 SCC-2008
 in Black (BL)
 Sold separately

The SPK-600 and SPK-600-DBL Posts can be Surface Mounted or installed as a Direct Burials



Mailbox Posts



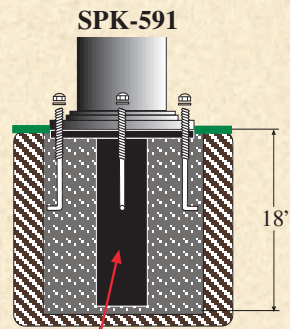
SPK-606
Ashland Lighting and Mailbox combination post
May be used with any Special Lite Post Mount lantern and Curbside mailbox.

Surface Mount Post and Burial Kit
 Height 80 1/2"
 Base 7 1/2" Dia.
 Shown with SCF-1003 mailbox and F-2940 light in Hand Rubbed Bronze (BR) (sold separately)



SPK-591
 Post shown with two Floral Mailboxes SCF-1003
Sold separately

SPK-591
Tacoma Surface Mount Post Kit
 Post, Cap, and Base only
 Height 42"
 Base 9"
 Shown in Hand Rubbed Bronze (BR)



Direct Burial Kit



SPK-591
 Post shown with a Hummingbird Mailbox SCB-1005
Sold separately

Gang Box Options:
 Double or Triple mounting brackets will allow for two or three mailboxes to be mounted on one post.

Residential Mailboxes

All of the features of our Curbside Mailboxes are reflected in our wall mounted Residential Mailboxes. Only Powder Coated Cast Aluminum components are used for a lifetime of durability. Many of the styles of our curbside and residential mailboxes complement our equally appealing lighting fixtures. All of our Residential mailboxes are provided with a pair of Paper Scrolls for newspapers and magazines.



SHF-1001

Floral

Height 12 3/4"

Width 17"

Extension 5"

Shown in Verde Green (VG)

Newspaper Scrolls included

5 1/2" H x 4 1/8" W



SVF-1001

Floral

Height 16 1/2"

Width 9 1/4"

Extension 3"

Shown in Verde Green (VG)

Newspaper Scrolls included

5 1/2" H x 4 1/8" W
(not shown)



Matching Address Plaque available

SAP-4110

Floral Address Plaque

14" W x 10 1/2" H

Residential Mailboxes



SHB-1004-NAT

Hummingbird

Shown in Natural Hand

Painted finish

Height 12 3/4"

Width 17"

Extension 5"

**Newspaper Scrolls
included**

5 1/2" H x 4 1/8" W

SHB-1004
Hummingbird
Height 12 3/4"
Width 17"
Extension 5"
Shown in Hand
Rubbed Bronze (BR)
**Newspaper Scrolls
included**
5 1/2" H x 4 1/8" W



Residential Mailboxes

© Special Lite Products LLC.



SHC-1002

Contemporary

Height 12 3/4"

Width 17"

Extension 5"

Shown in Copper (CP)

**Newspaper Scrolls
included**

5 1/2" H x 4 1/8" W



Complementing Address
Plaque available

SAP-4180

**Classic
Address Plaque**

16 1/2" W x 11" H



SHH-1006

Horizon

Height 8 1/4"

Width 16"

Extension 3 3/4"

Shown in Copper (CP)

**Newspaper Scrolls
included**

5 1/2" H x 3 7/8" W

Residential Mailboxes

© Special Lite Products LLC.



SVC-1002

Contemporary

Height 16 5/8"

Width 8 5/8"

Extension 3 1/4"

Shown in Hand Rubbed Bronze (BR)

Newspaper Scrolls included

5 1/2" H x 4 1/8" W (not shown)



Complementing Address Plaque available

SAP-4210

Kingsport Address Plaque

14 1/2" W x 10 3/8" H



SVV-1013

Victoria

Height 17 1/2"

Width 13"

Extension 4"

Shown in Frosted Umber (FRU)

Newspaper Scrolls included

5 1/2" H x 4 1/8" W (not shown)

Lighted Address Plaques

Lighted Address Plaques

Give your home the mark of distinction with a bright and durable Lighted Address Plaque. Visible at over 100 feet away, these Low Voltage Address Plaques are made from Cast Aluminum or Rigid Polymer. These Plaques can be wired directly to your door bell transformer or plugged directly into a wall outlet with the optional Wall Outlet Transformer. Ten feet of Low Voltage wire is included with the Plaques. Choose up to five 4 inch black numbers per Lighted Address Plaque at the time of order. Cast Aluminum Address Plaque frames available in all Special Lite finishes.



SAP-4220

Manor (cast aluminum)

13 3/4" W x 8 7/8" H

Available in all finishes with White Background

SAP-4230

Manor (Rigid Polymer)

13 3/4" W x 8 7/8" H

Available in Black finish with White Background



SAP-4210

Kingsport (cast aluminum)

14 1/2" W x 10 3/8" H

Available in all finishes with White Background

**High Profile
Beveled Frame
extends 2 1/4"
from the wall.**



Replacement bulbs are available at most hardware or auto supply stores. A #124, 14V, .27 amp wedge base automotive or comparable bulb is acceptable.

Accessories

For Lighted Address Plaques



DBT-4200

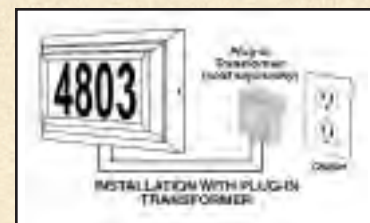
**Door Bell
Transformer**

12 Volts



WOT-4200

**Wall Outlet
Transformer**



Address Plaques

Cast Aluminum Plaques

Our line of Cast Aluminum Address Plaques help you mark your home with a unique style. Solid cast aluminum and powder coated to withstand the elements, these beautiful plaques coordinate with our mailboxes and outdoor lighting fixtures. (Up to five 3" numbers in your choice of Polished Brass or Stainless Steel; specified at time of order.)

© Special Lite Products LLC.



SAP-4170

Colonial Address Plaque

12" W x 7 1/4" H

Available in all solid finishes as well as Hand Rubbed Bronze, Copper, Verde Green & Swedish Silver with Black Background



SAP-4140

Traditional Address Plaque

11 1/2" W x 6" H

Available in all solid finishes as well as Hand Rubbed Bronze, Copper, Verde Green & Swedish Silver with Black Background



SAP-4190

Boulevard Address Plaque

16 1/2" W x 11" H

Available in Black, Mocha, Hand Rubbed Bronze, Copper, Verde Green & Swedish Silver with Black Background



SAP-4110

Floral Address Plaque

14" W x 9 1/2" H

Available in all finishes with White Background



SAP-4180

Classic Address Plaque

14 1/4" W x 10 1/2" H

Available in all finishes with White Background

Everyone's home should have the house number clearly displayed in case of an emergency.

Ladder Rest Signs

Displaying your address near the road will help emergency personnel find you easier if your home is set back from the road. Either Sign fits a 3" O/D post, the LS-278 fits over the post while the LS-178 inserts through a 3/4" hole through the post.



LS-278

Height 10"

Length 19 5/8"

Fits over 3" O/D Post.

6 1/2" x 9 1/2"

lettering area

(numbers not included)



LS-178

Height 6 1/2"

Length 18"

Fits 3" O/D post

through two 3/4" holes.

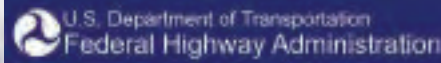
3 1/2" x 8" lettering area

(numbers not included)



© Special Lite Products LLC.

Vista Pole Series



Break Away Certified


- 3" O/D Smooth Break Away Pole or 3" O/D Fluted Pole
- Rust Free Cast Aluminum
- Maintenance Free Powder Coated Finish
- Coordinating cast aluminum lighting, mailboxes, and posts available

Improve the look of your community by using the Vista Series for your traffic signage instead of a green metal D.O.T. supplied post.

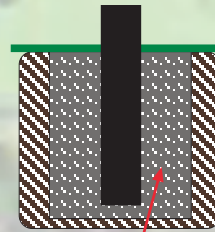
A matching mailbox post, the SPK-678 (page 45), is available to create a unified look with the Traffic Signs. Both posts feature a 3" O/D post and are available in all Special Lite Products' finishes



Model # MP-410
Vista Pole shown
with Traffic Sign



Model # BA-410
Vista Pole shown
with TRO bracket



Cement Footer

MP-410 post requires
direct burial

Vista Series

- A low cost method to inspire sales by adding street appeal

Signs, frames, and brackets also
sold separately

10'

18"



SPK-678 Post
shown with
SCV-1009
mailbox.
(sold
separately)



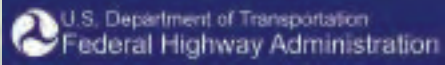
BA-410-TRO-TSB3

BA-410-SF-30OCT-TSB-2

BA-410-TRO-DBL-TSB-3

BA-410-SF30OCT-TRO-DBL-TSB3

Classic Pole Series




Break Away Certified

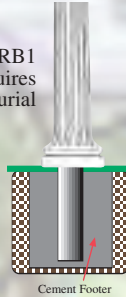
- **Sculpted Base Column** adds to appearance and value
- **3" O/D Smooth Break Away Pole** or **3" O/D Fluted Pole**
- **Maintenance Free Powder Coated Finish**
- **Coordinating cast aluminum lighting, mailboxes, and posts** available

A step up from a Vista Pole, the Classic Pole Series gives the appearance of a sculpted base without the added cost.

A coordinating mailbox post available, the SPK-592 (page 44), matches the Traffic Sign Pole. Both posts feature the Wrap Around Base and are available in all Special Lite Products' finishes.



BA-410-WRB1 post requires direct burial



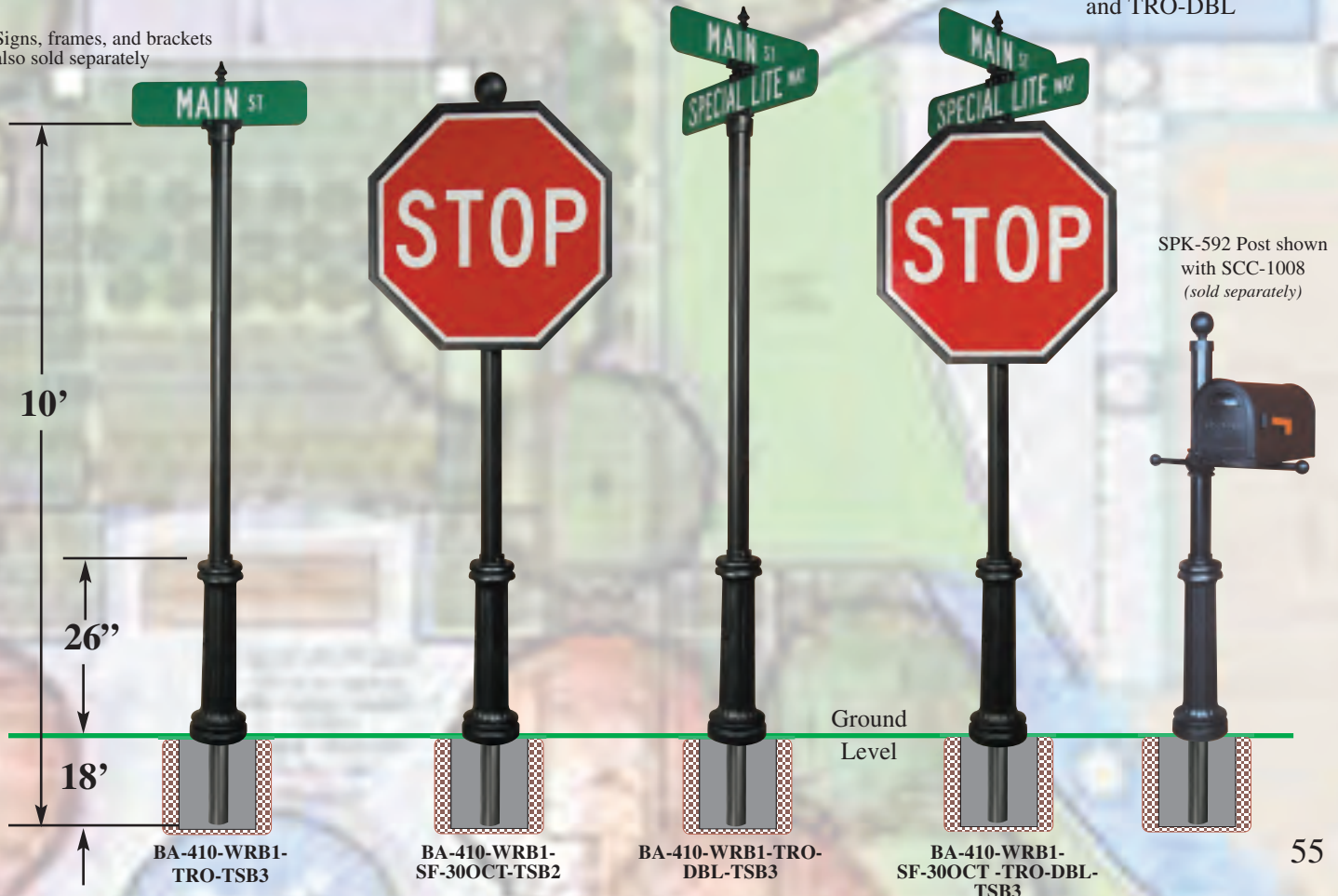
Model # BA-410-WRB1 Classic Pole shown with TRO-DBL

Model # BA-407-WRB1 Classic Pole shown with Stop Sign in frame and TRO-DBL

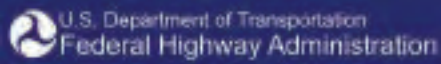
Classic Pole Series

- **Help promote the sales of your Community** by adding continuity to appearance and theme
- **Complements traditional and contemporary architecture**
- **Lifetime Durability**

Signs, frames, and brackets also sold separately



Town Square Pole Series



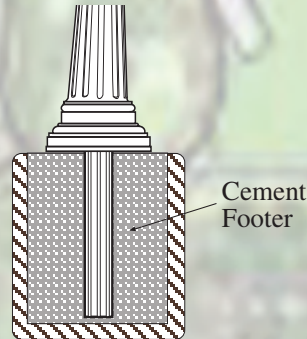
Break Away Certified

- Fully Sculpted Wrap Around Base
- 3" O/D Smooth Break Away Pole or 3" O/D Fluted Pole
- Rust Free Cast Aluminum
- Maintenance Free Powder Coated Finish
- Coordinating cast aluminum lighting, mailboxes, and posts available

Giving the appearance of a Victorian gas lamp pole, the Town Square series is our most upscale Traffic Control Pole. The cut details of this pole put it a step above the rest. A coordinating mailbox post, the SPK-600, is also available (page 46). Both feature a sculpted base with fluting and are available in all of Special Lite Products' finishes.



MP-410-WRB6 with SF24OCT-TSCR-TSB2



Cement Footer

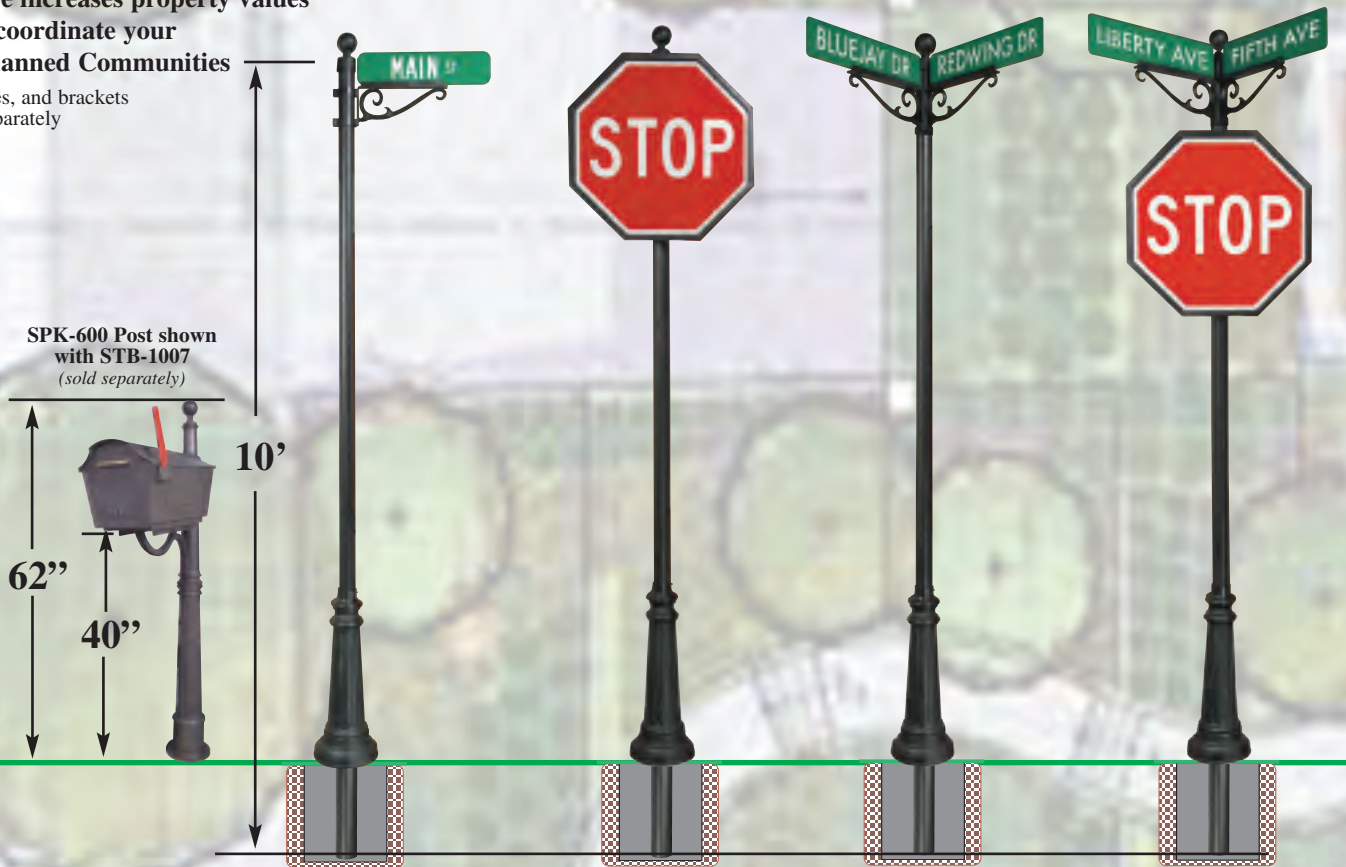


Base Detail

Town Square Architecture

- High Grade Aluminum with Brass and Stainless Steel Hardware increases property values
- Custom coordinate your Master Planned Communities

Signs, frames, and brackets also sold separately




Main Street Series

- 4"x4" Square Pole with sculpted corners
- Rust Free Extruded Aluminum
- Maintenance free Powder Coated base finishes
- Coordinating mailboxes, mailbox posts, address plaques and outdoor lighting



WRB-3
Decorative base for
Main Street Post
Height 14"
Width 7"
Shown in Black (BLK)



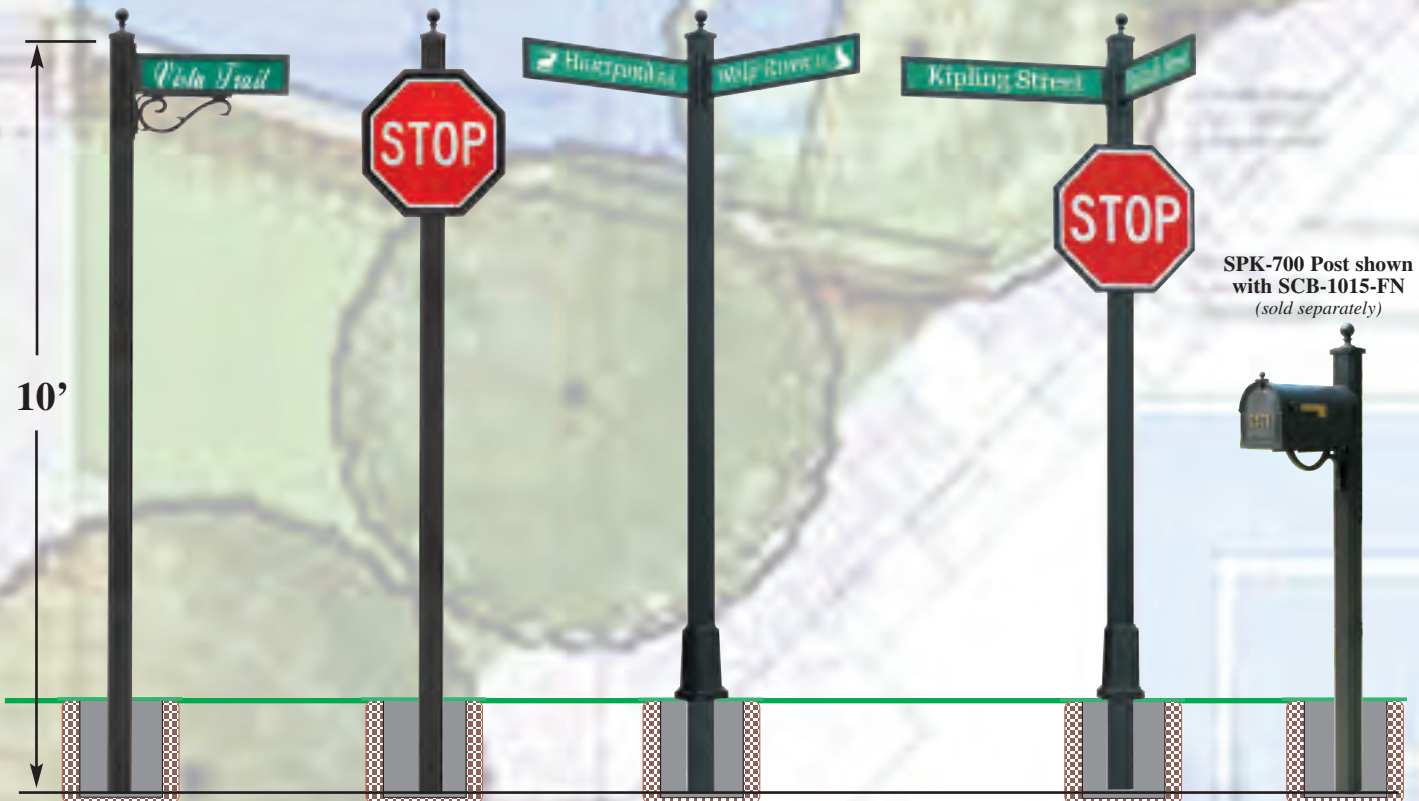
Main Street Series
4" Square Pole
with Fluted Corners
Direct Burial Installation



MP-710 shown
with TSB-202,
SF24OCT and
TSB11
(sold separately)

Main Street Series

- This pole's Square Design with sculpted corners and accent flutes gives the Main Street series a special and unique look.



SPK-700 Post shown
with SCB-1015-FN
(sold separately)

MP-710-TSB-202-TSB11

MP-710-SF24OCT-TSB11

MP-710-TSB-203 x2
TSB11-WRB3

MP-710-BP24OCT-TSB-203x2
TSB11-WRB3

Showroom Displays

Each display comes with a catalog attached for special orders and a set of color chips. You can choose any of our fourteen finishes for your display mailboxes. Each display is pre-drilled for quick assembly (some assembly required).

Layout 1

12 mailboxes including display stand.

Floral Residential Mailbox- 2 finishes
 Hummingbird Residential Mailbox- 2 finishes
 Contemporary Residential Mailbox-1 finish
 Horizon Residential Mailbox- 1 finish
 Display holds six residential mailboxes, 3 per side, with room for six pieces of stock on the base.



Layout 1

Layout 2

Town Square Curbside Mailbox
 Tacoma Mailbox Post
 Floral Residential Mailbox
 Hummingbird Residential Mailbox
 Contemporary Residential Mailbox
 Horizon Residential Mailbox
 Vista Tri-Light



Layout 2

Layout 3

Floral Curbside Mailbox
 Floral Curbside Post
 Town Square Curbside Mailbox
 Tacoma Mailbox Post
 Hummingbird Curbside Mailbox
 Ashland Curbside Post



Layout 3

Layout 4

Hummingbird Curbside Mailbox
 Tacoma Curbside Post
 Floral Residential Mailbox
 Hummingbird Residential Mailbox
 Contemporary Residential Mailbox
 Horizon Residential Mailbox
 Town Square Mailbox
 Ashland Curbside Post



Layout 4

Showroom Displays

The SOS display can be fitted with other Mailboxes & Products. Contact us for details.



Special Order Station-Layout 5

Have all of Special Lite Products Mailboxes and Mailbox Posts available without stocking anything extra. The SOS display comes complete with a full color laminated flip-card catalog that showcases our product line featuring 10 curbside mailboxes, 9 curbside mailbox posts, 7 wall hanging mailboxes in 14 color choices. To attract customers to the SOS display and showcase the quality of our products, your choice of Curbside Mailboxes mounted on a SPK-600 Curbside Post and your choice of a Residential Mailbox or Address Plaque is mounted to the display (*some restrictions apply*). The entire display fits in about two square feet of floor space and the Special Order Station means no inventory to warehouse.



Special Order Station-Layout 6

If you lack the space for the full size SOS Display, we can mount any of our Curbside Mailboxes and Posts on a metal display stand for use anywhere in your showroom. The full color laminated flip-card catalog can be mounted on to the top of the Mailbox with the included lucite stand.



Special Order Station-Layout 7

Short on space? This display is designed to fit on any counter top or shelf and includes your choice of curbside mailbox in any of our finishes. We also include the full color laminated flip-card catalog mounted on the top of the mailbox.

Ordering Instructions

PLACE YOUR ORDER IN THE FOLLOWING SEQUENCE:

1. Quantity
2. Complete Model Number
3. Desired Finish Code


2 SCC-1008 BL

FINISHES
All finishes are available on all fixtures.
BAL Brushed Aluminum
BG Burgundy
BL Black
BR Hand Rubbed Bronze
CHP Champagne
CP Copper
EG Evergreen
FRU Frosted Umber
GM Gunmetal
MOC Mocha
ORB Oil Rubbed Bronze
SGB Smooth Glossy Black
SW Swedish Silver
TB Textured Beige
VG Verde Green
WH White

H = Height
W = Width
D = Depth

Special Lite Finishes


Special Lite Solid Finish Choices-(available on all fixtures, posts, mailboxes, & accessories.)




BL Black




SGB Smooth Glossy Black




GM Gunmetal



BG Burgundy




EG Evergreen




MOC Mocha



CHP Champagne



TB Textured Beige




WH White

ORB
Oil Rubbed
Bronze



BAL
Brushed
Aluminum



Special Lite Antiqued Finish Choices-(available on all fixtures, posts, mailboxes, & accessories.)



BR Hand Rubbed Bronze



FRU Frosted Umber



VG Verde Green



CP Copper



SW Swedish Silver

Item Number	Page Number	Item Number	Page Number
450.....	42	SCF-2003.....	16
BA-410-SF-30OCT-TSB-2.....	54	SCH-1016.....	37
BA-410-TRO-DBL-TSB-3.....	54	SCH-1016S.....	37
BA-410-TRO-TSB3.....	54	SCK-1017.....	28
BA-410-SF-30OCT-TRO-DBL-TSB3.....	54	SCK-2017.....	28
BA-WRB1-410-TRO.....	55	SCS-1014.....	32
BA-WRB1-410-TRO-DBL-TSB3.....	55	SCS-2014.....	32
BA-WRB1-410-SF-30OCT-TRO-DBL-TSB3.....	55	SCT-1010.....	24
BA-WRB1-410-SF-30OCT-TSB2.....	55	SCT-2010.....	24
BR-2.....	39	SCV-1009.....	34
BR-3.....	39	SHC-1002.....	50
DBT-4200.....	52	SHB-1004.....	49
LB-997.....	38	SHB-1004-NAT.....	49
LB-998.....	38	SHF-1001.....	48
LS-178.....	53	SHH-1006.....	50
LS-278.....	53	SMP-550.....	42
MP-410-WRB6-SF-24OCT-TSB2.....	56	SPK-590.....	45
MP-410-WRB6-SF-24OCT4-TSCR-DBL-TSB2..	56	SPK-591.....	47
MP-410-WRB6-TSCR-DBL-TSB2.....	56	SPK-591-DB.....	47
MP-410-WRB6-TSCR-TSB2.....	56	SPK-592.....	44
MB-451.....	43	SPK-592-DBL.....	44
MP-452.....	38	SPK-600.....	46
MP-453.....	38	SPK-600-DBL.....	46
MP-454.....	39	SPK-606.....	47
MP-710-SF24-OCT-TSB11.....	57	SPK-651.....	43
MP-710-BP24-OCT-TSB-203x2-TSB11-WRB3..	57	SPK-678.....	45
MP-710-TSB-203x2-TSB11-WRB3.....	57	SPK-679.....	43
MP-710-TSB-202-TSB11.....	57	SPK-680.....	41
NIK-09.....	39	SPK-680-DBL.....	41
SAP-4110.....	53	SPK-700.....	40
SAP-4140.....	53	SPK-700-DBL.....	40
SAP-4170.....	53	SPK-710.....	41
SAP-4180.....	53	SPK-710-DBL.....	41
SAP-4190.....	53	SS-2.....	39
SAP-4210.....	52	SS-3.....	39
SAP-4220.....	52	STB-1007.....	12
SAP-4230.....	52	STB-2007.....	12
SCB-1005.....	20	SVC-1002.....	51
SCB-1005-NAT.....	23	SVF-1001.....	48
SCB-1015.....	4	SVV-1013.....	51
SCB-1015-DX.....	7	WOT-4200.....	52
SCB-1015-FN.....	7	WRB3.....	41,57
SCB-1015-MP.....	7		
SCB-2005.....	20		
SCB-2015-FN.....	4		
SCC-1008.....	8		
SCC-2008.....	8		
SCF-1003.....	16		
SCF-1003-TD.....	19		



1634 LATROBE-DERRY ROAD LOYALHANNA, PA 15661
 PHONE: (724) 537-4711 FAX: (724) 537-9313
 WWW.SPECIALLITEPRODUCTS.COM
 CUSTOMER_SERVICE@SPECIALLITEPRODUCTS.COM

DISTRIBUTED BY:

Member



NAHB

The National Association
of Home Builders



Member

**Builders
Association**

of Metropolitan Pittsburgh