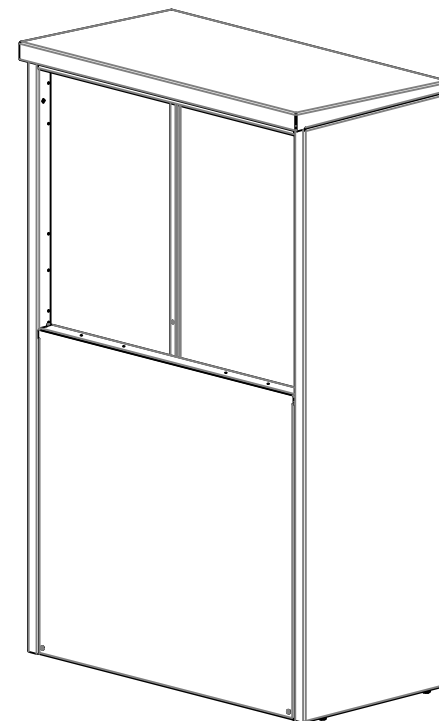
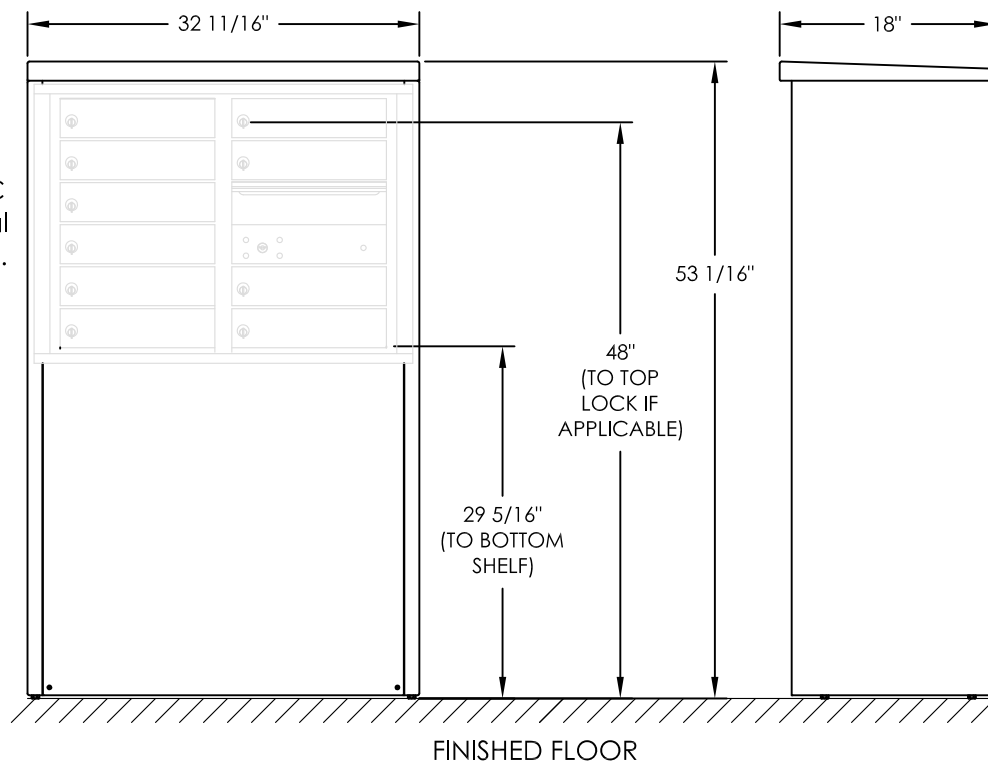


# versatile™ 4C Depot, DEP06D

Shown with 4C  
for dimensional  
reference only.



## NOTES:

1. Depot cabinet design ensures compliance with USPS STD-4C mailbox installation regulations.
2. Accommodates all 4C front-loading double-column 6-High modules.
3. Depot cabinet assembled complete in factory.
4. Depot ships complete with 4C front-loading module installed.
5. May be installed outside or inside - see foundation specification details in installation manual.

PRODUCT SERIES:

VERSATILE™ 4C DEPOT

MODEL DEP06D

REV -

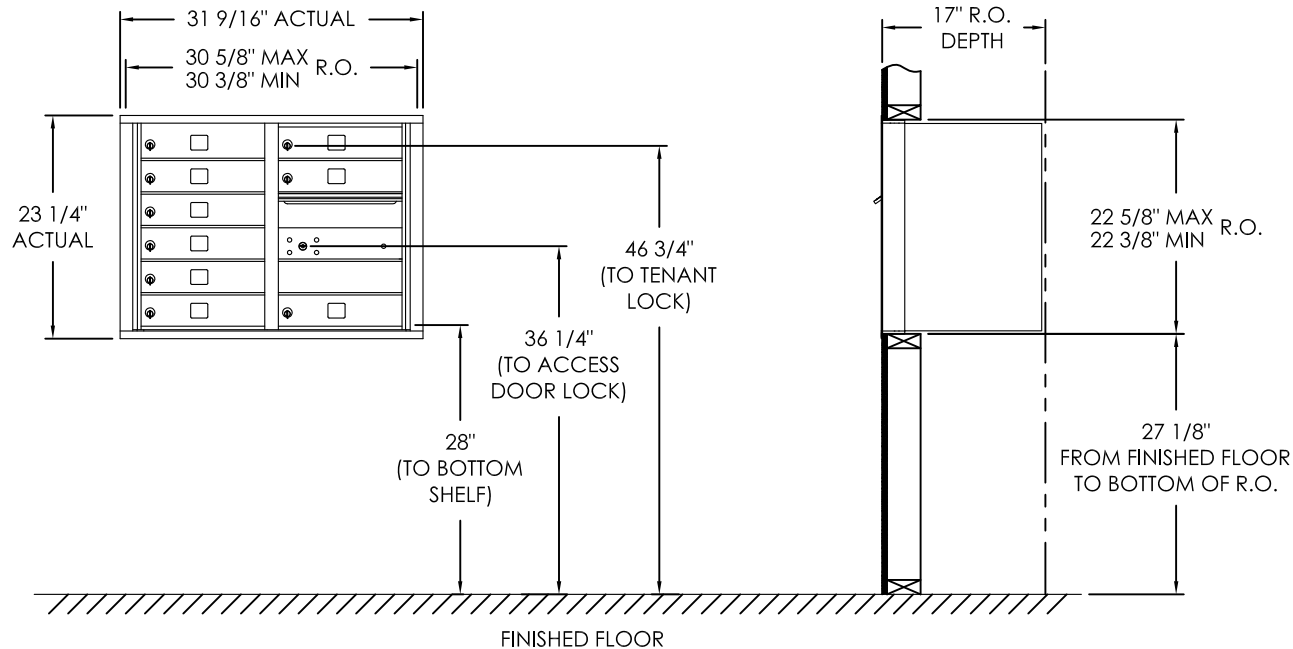
SCALE 1:16

LAST REV DATE 10/6/2020

DRAWING NUMBER  
DEP06DCS

DRAWN BY  
NBC

# versatile™ 4C Mailbox, 4C06D-09



COMPARTMENT CHART

DESCRIPTION	COMPARTMENT	COMPARTMENT SIZE	QTY.
MAILBOX	MB1	3" H x 12" W x 15" D	9
OUTGOING MAIL	OM3	10" H x 12" W x 15" D	1

## Notes:

- This module meets the USPS STD-4C requirements for installation defined below when the mailbox is installed per the dimensions provided on this drawing.
  - At least one customer compartment shall be positioned less than 48" above finished floor (AFF).
  - No parcel locker (interior bottom shelf) shall be positioned less than 15" AFF.
  - No patron (tenant) lock shall be positioned more than 67" AFF.
  - No customer compartment (interior bottom shelf) shall be positioned less than 28" AFF.
  - The USPS Arrow lock shall be positioned 36"- 48" AFF.
- This 4C mailbox can also be used for private applications.
- The rough opening width for multi-unit 4C installations is provided using the Florence configurator: [www.florencemailboxes.com/configurator](http://www.florencemailboxes.com/configurator).

PRODUCT SERIES: VERSATILE™ 4C FRONT LOAD MAILBOX

	MODEL	4C06D-09	REV	C
	SCALE	NONE	LAST REV DATE	06/28/19
	DRAWING NUMBER	4C06D-09CS	DRAWN BY	RAK