



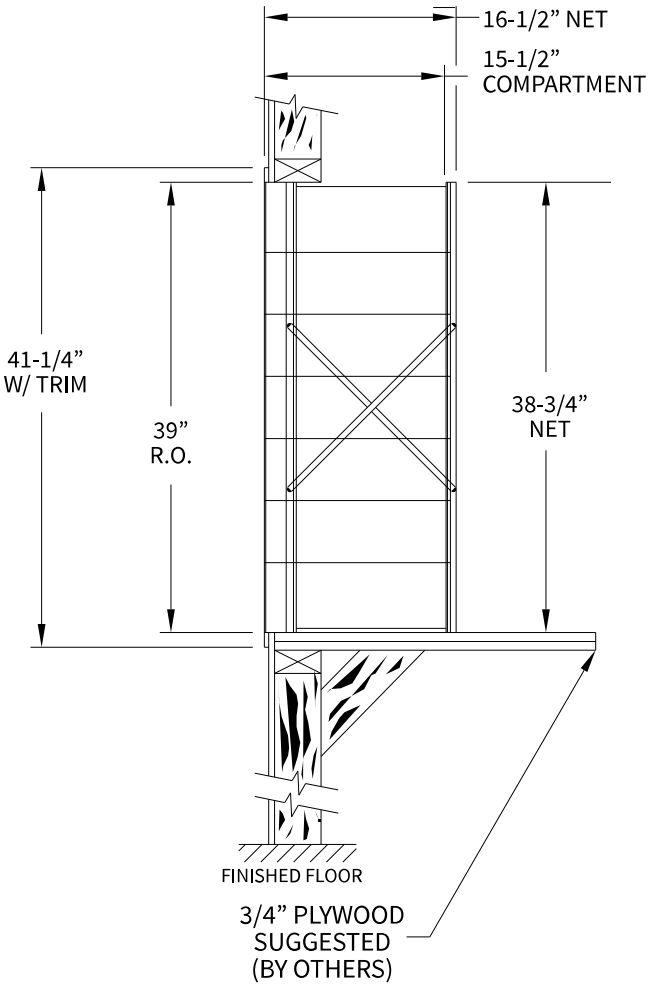
160074 Dimensions

Overall Width w/ Trim: 20-5/16"  
(Rough Opening: 18-1/16")



160074

Side View



Configuration Details:

- 1. **Product Type:** 1600 Horizontal
- 2. **Installation:** Front-load, Recessed Mount
- 3. **Finish:** Anodized Aluminum
- 4. **Locks:** Standard Cam Lock, 2 keys
- 5. **Door Id:** tbd

Matching standard snap-on trim included

Models Used:

(1) 160074

DO NOT SCALE OFF DRAWING

Door Sizes Used:

(27) 1600 1x1 Compartment  
(1) 1x1 Master

ELEVATION: 160074   MAILBOXES: 27		
PROJECT NAME: 1600 Series Mailbox		DRAWN BY: FLORENCE
 5935 Corporate Drive • Manhattan, KS 66503 www.florencemailboxes.com • 800.275.1747 A GIBALTAR INDUSTRIES COMPANY	DATE: 01-15-2016	P.O. NO:
	SCALE: NONE	QUOTE NO:
	DRAWING NO. WEB-1932	SHEET 1 OF 1